

SKF Transmission chains



Contents

A Introduction

| | |
|--------------------------------|---|
| Standards and compliance | 4 |
| Chain parts | 7 |

B Selection and procedures

| | |
|---|----|
| Chain selection procedure and design guidelines | 12 |
| Power rating tables | 17 |
| Basic Selection procedure | 30 |

C Product range

| | |
|---|----|
| SKF American standard chains | 35 |
| SKF BS European standard chains | 37 |
| SKF Xtra Corrosion Resistant Chains | 39 |
| SKF Xtra Strength Chains | 48 |
| SKF Xtra Strength H and BH chains | 49 |
| SKF Xtra Strength BH Series | 51 |
| SKF Xtra Strength SH Chains | 52 |
| SKF Xtra Strength SPH Chains | 54 |
| SKF Xtra Strength SHH Chains | 56 |
| SKF Engineered drive chains | 58 |
| SKF Xtra Performance SLR Chains | 59 |
| SKF Side Bow Chains | 61 |
| SKF Hollow Pin Chains | 63 |
| SKF Straight Side Plate Chains | 65 |
| SKF Double Pitch Roller Chains | 69 |

| | |
|--|----|
| SKF Agricultural chains | 72 |
| SKF Silent Chains | 74 |
| SKF PIV Chains (Self forming tooth chains) | 77 |
| SKF Oil Field Chains | 78 |
| SKF Leaf Chains | 80 |

D Useful information

| | |
|--|----|
| Chain chemical resistance comparison | 87 |
| Useful formulae for power transmission | 90 |

E Maintenance systems

| | |
|-------------------------------|----|
| SKF Lubrication Systems | 93 |
| Reduced maintenance | 94 |
| Design optimization | 95 |

Standards and compliance

SKF chains are manufactured in state of the art facilities with tight quality controls. All products conform to ISO standards and other industrial standards like ANSI, BS, DIN and JIS. SKF Oil Field Chains are American Petroleum Institute (API) approved and each box carries the API monogram. SKF automotive chains meets the ISO/TS16949 Quality Assurance System technical specification. This specification aligns American (QS-9000), German (VDA6.1), French (EAQF) and the Italian (AVSQ) automotive quality system standards within the global automotive industry.


All SKF chains, with the exception of stainless steel, can accommodate temperatures from -20 to 150 °C. Stainless steel chains have a temperature range of -20 to 400 °C. For temperatures exceeding above mentioned values, alternative lubricants should be used. Note: For temperatures above 200 °C and below -20 °C, breaking load values are reduced. Apart from stainless steel chains also other anti-corrosion treatments and special coatings are readily available upon request.



Raw material

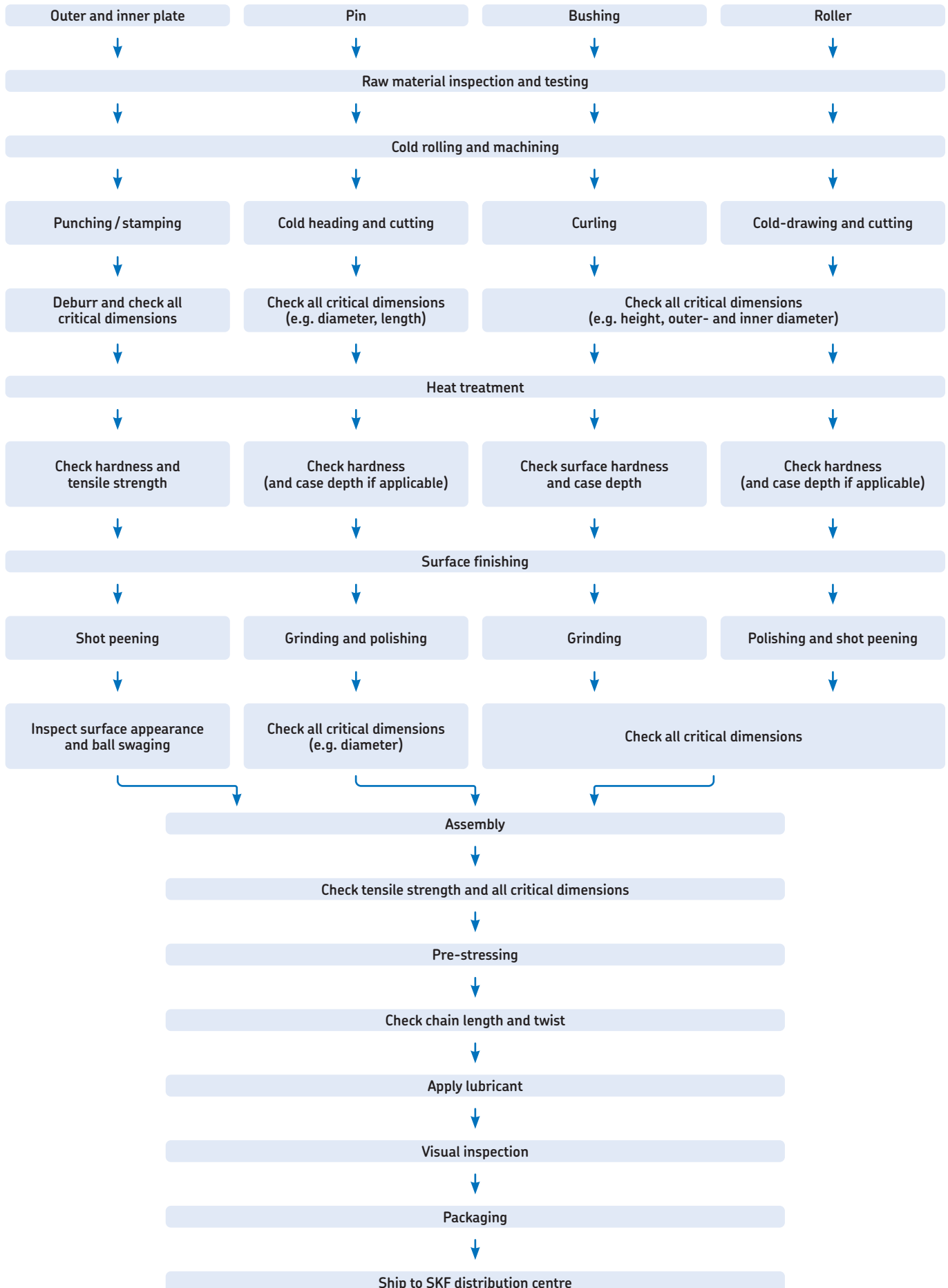
The raw materials used to manufacture each component of the chain must meet very stringent specifications. As a result, there are very tight controls over all incoming materials. These controls range from carefully selecting the steel mills to regular material audits. Every shipment of raw material must include a laboratory report certifying the material composition of the steel. In addition, samples are thoroughly tested to confirm that the steel meets all specifications.

After stringent inspections, the steel undergoes the pre-production process, which starts with annealing. Annealing softens and relieves any stresses in the steel. From there, the material goes through a multi-stage rolling process to provide a consistent plate thickness. Other pre-production steps depend on the type of material and how the material will be used.




Continuous rolling machine to achieve uniform thickness of plate material

The manufacturing process



Chain parts



Link plates (inner and outer plates)

The shape of inner and outer plates on SKF chains have been adopted to a wider waist link plate design. This provides an increase in fatigue strength. By subjecting the raw material to a series of cold rolling processes and stringent thickness controls, the plates achieve uniform thicknesses which are critical to a smooth running chain. The plates endurance and strength is fully optimized via thru-hardening, shot peening and an aperture ball-burnishing process.

Shot peening improves fatigue strength and crack resistance



Furnaces for heat treatment process



Pins

Pins are made from alloy steel that has been case hardened in rotary furnaces. These furnaces provide an even heat for a consistent and uniform case depth, which helps to resist damage from shock loads and provide maximum wear resistance.



Rotary furnaces used in the heat treatment process provide a uniform heat for a more consistent and uniform result




Pins are precision ground to enhance wear resistance and increase chain service life

Bushings

Cold rolling provides a uniform wall thickness which is extremely important in achieving a precise and consistent pitch. Precision curling units offer a uniform bushing roundness, inside and out, for an optimum bushing-link plate fit. The case hardening process provides the bushing with a wear-resistant case and a tough, impact resistant core. After heat treatment, the bushings are precision ground to improve service life.

Automated assembly process rejects parts that do not meet, fit or tolerance specifications



Conveyor furnace line used for roller and bushing heat treatment, e.g. carbon-nitriding




Rollers

SKF chains use solid rollers that are cold-drawn from bar stock to improve fatigue strength and resist the damaging effects of shock loads. All rollers go through a hardening process to improve wear resistance and increase service life. To reduce cracking, the rollers undergo shot peening which significantly improves fatigue strength.



Parts manufacturing lines



Microhardness testing equipment, where batch tests are done, to ensure hardness is within specification

Assembly process

The automated assembly process rejects parts that do not meet, fit or tolerance specifications, giving SKF chains a precisely spaced pitch and a near perfect fit. Every part and process is subject to tight quality controls with frequent checks to conform to tolerances and standards.

The assembled chains are then pre-stressed. This running-in of the chain not only avoids elongation, but it also improves the chain's fatigue resistance.

The final lubrication process provides SKF chains the lubricant they need for initial start-up. The lubricant also protects the chain against corrosion to significantly prolong shelf life.

Pre-lubrication product line



Pre-stressing after final assembly



Connecting links

These links are used to connect two ends of a chain together. Both the spring clip and cotter pin type can be disassembled and replaced easily. The riveted type provides a very strong link, and has a similar fatigue strength as the other links in the chain.

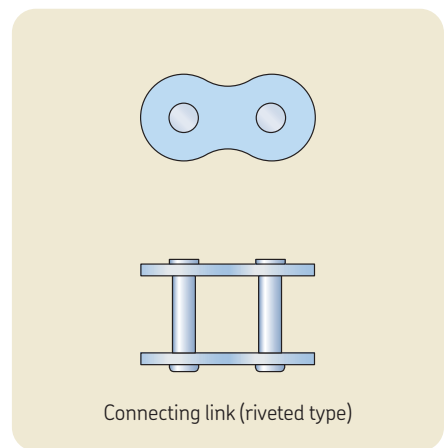
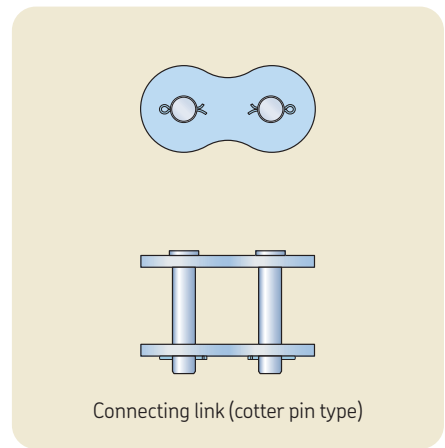
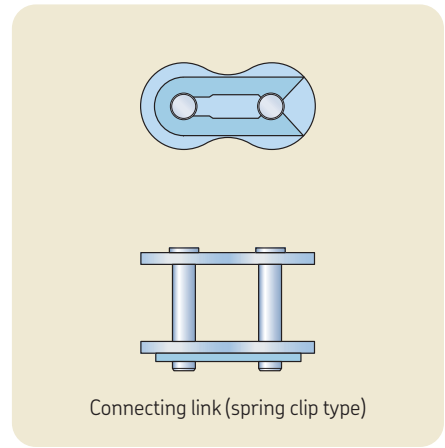


Table 1

Standard connecting links

| Chain number ANSI | | | BS/ISO | | | | |
|----------------------|-------|-------|--------|-------|-------|-------------|--|
| 25-1 | 25-2 | 25-3 | 04B-1 | 04B-2 | 04B-3 | Spring clip | |
| | | | 05B-1 | 05B-2 | 05B-3 | Spring clip | |
| 35-1 | 35-2 | 35-3 | 06B-1 | 06B-2 | 06B-3 | Spring clip | |
| | | | 08B-1 | 08B-2 | 08B-3 | Spring clip | |
| 40-1 | 40-2 | 40-3 | 10B-1 | 10B-2 | 10B-3 | Spring clip | |
| | | | 12B-1 | 12B-2 | 12B-3 | Spring clip | |
| 50-1 | 50-2 | 50-3 | 16B-1 | 16B-2 | 16B-3 | Spring clip | |
| | | | 20B-1 | 20B-2 | 20B-3 | Cotter pin | |
| 60-1 | 60-2 | 60-3 | 24B-1 | 24B-2 | 24B-3 | Cotter pin | |
| | | | 28B-1 | 28B-2 | 28B-3 | Cotter pin | |
| 80-1 | 80-2 | 80-3 | 32B-1 | 32B-2 | 32B-3 | Cotter pin | |
| | | | 36B-1 | 36B-2 | 36B-3 | Cotter pin | |
| 100-1 | 100-2 | 100-3 | 40B-1 | 40B-2 | 40B-3 | Cotter pin | |
| | | | 48B-1 | 48B-2 | 48B-3 | Cotter pin | |

Connecting link riveted type is also available on request.

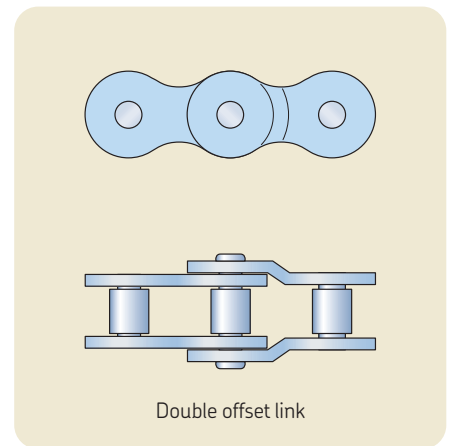
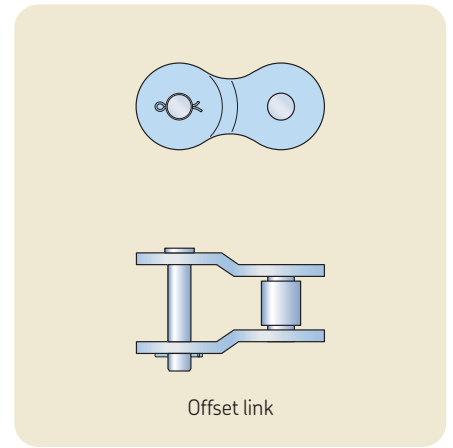
Offset links

Offset links are used when an odd number of pitches are required in a chain. These links consist of two cranked plates which are press fitted onto a bush and roller. The wide end is placed over the last link in the chain and a connecting pin is installed and secured with a split pin.

NOTE: It should be noted the use of the offset link de-rates the capacity of the standard transmission chain, particularly the use of the one pitch off-set link.

Off-set links should avoided on higher speed applications, shock-loaded drives, and only be used where set centres are required, and no other option is available.

Off-set links are NOT available for any of the heavy or super-heavy series chains such as the H, SH, SHH or SPH range.



Chain selection procedure and design guidelines

The following is a general guideline for the selection of roller transmission chains, whether DIN/BS or ANSI.

Information required

For correct selection, as much of the following information should be supplied

- Power (kW or HP) or torque
- Type of prime mover (e.g. electric motor, I.C. engine etc..)
- Type of DriveN equipment
 - Hours of operation
 - Type of loading / environment / duty etc
- Speeds (dR and dN) or one speed and the ratio
- Centre distance (nominal) usually between 30 – 80 pitches

- Application service factor (F_a) Takes into account the application, type of prime mover duty etc
- Speed factor (F_n) Compensates for the chains' speed → **Table 2**
- Temperature factor (F_t) Compensates for the ambient temperature (up to 250 °C)

Additionally, the service factor should be increased by a factor of 1.05 to 1.1 for each of the following conditions

- Frequent stop / starts
- Insufficient lubrication
- Short centres (usually regarded as less than 30 pitches)
- More than two sprocket system
- Reversing torque / load
- High load variations

Service factors

Application service factor (F_a)

For transmission chain there may be a number of service factors that need to be applied. These may be:

Table 1

| Application service factor (F_a) | | Type of prime mover | | |
|--------------------------------------|---|---------------------------|--|--|
| Load classification | Driven equipment | Electric motor or turbine | Internal combustion engine > 6 cylinders, with flywheel, or hydraulic coupling | Internal combustion engine <6 cylinders, with NO flywheel, or hydraulic coupling |
| Uniform load (U) | Agitators; centrifugal blowers; generators, centrifugal pumps; Uniformly loaded belt conveyor, lightly loaded chain conveyors | 1.0 | 1.0 | 1.2 |
| Moderate shock (M) | Centrifugal compressors,; kilns and dryers; conveyors and elevators with intermittent, medium load fluctuations; Dryers; Pulverisers; machinery with moderate pulsating loads (machine tools paper, textiles) | 1.3 | 1.2 | 1.4 |
| Heavy shock (H) | Press, construction and mining equipment; reciprocating machinery, (compressors, reciprocating feeders, oil well rigs) rubber mixers, roll lines, machinery with heavy shock or reversing torques | 1.5 | 1.4 | 1.7 – 1.9 |

Temperature factor (F_T)

(NOTE: for STANDARD Transmission chains only)

When chains are operating in the temperature conditions below, their respective ratings or capacity to perform must be re-rated. The power ratings shown in the following selection tables must be multiplied by the F_T factor below → **Table 3**.

Sprocket selection

In selecting sprockets in a chain drive, there are a number of considerations that need to be taken into account for good life / wear. The ideal small tooth sprocket is 25 Tooth, as the tangential forces are minimal and the chain articulation around the sprocket is smooth with little or no chordal or polygon effect. (see note 4.3 below).

However, often space, and cost make this impractical. As a result the 19 Tooth is a good compromise, as it still offers good articulation and is more cost-effective. On a 1:1 drive, the best combination is again 25T... so the total drive system has the best number of teeth in contact – i.e. 50. Where practicable, drives should have this number in contact.

- The number of teeth should include an odd number (for even wear over all teeth in the system)... e.g. 19, 21, 23, 25T...
- The smaller sprocket should be at least 19 tooth, if possible
- Using sprockets below 19T has several effects on the chain
 - *Poor articulation about the sprocket (this is extenuated even further as the number of teeth reduce)*
 - *High loading on the sprocket tooth and subsequently in the pin / bush / roller bearing area, ultimately limiting the chains' capacity*
 - *Increased overhung load on the bearings of the driver / driven.*
 - *Reduced kW capacity*
 - *Reduced life*
 - *High point loads on the sprocket pitch line from transfer of the bushing / roller loads*
- Where space (diameter) is an issue consideration can be given to using multi-strands of chain (keeping in mind the resultant overhung loads (FR) will still apply, but the chain capacity will increase)

Preferred sprocket sizes

The BS/DIN and ANSI (US) standards have “preferred sizes” for sprocket teeth (→ **Table 4**).

Sprocket selection parameters

The following points need to be considered when initial selection is done:

Table 2

| Speed of chain | Speed factor | Speed of chain | Speed factor |
|-----------------|--------------|----------------|--------------|
| m/s | F_n | m/s | F_n |
| Less than 0.17 | 1.0 | >0.5 – < 0.67 | 1.3 |
| >0.17 and <0.33 | 1.1 | >0.67 – < 0.83 | 1.4 |
| >0.33 and < 0.5 | 1.2 | >0.83 – <1.17 | 1.6 |

Table 3

| Temperature factor (F_T) | |
|------------------------------|--------------|
| Temperature range °C | F_T factor |
| –40 °C to –30 °C | Not suitable |
| –30 °C to –20 °C | 0.25 |
| –20 °C to –10 °C | 0.33 |
| –10 °C to +150 °C | 1.00 |
| 150 °C to +200 °C | 0.75 |
| +200 °C to +250 °C | 0.5 |
| > +250 °C | Refer SKFPTP |

Table 4

| BS / DIN preferred sprockets | | | | | | | | | | | |
|------------------------------|----|----|----|----|-----|----|----|----|----|----|----|
| 11 | 12 | 13 | 15 | 17 | 19 | 20 | 21 | 23 | 25 | 27 | 30 |
| 38 | 45 | 57 | 76 | 95 | 114 | | | | | | |
| ANSI preferred sprockets | | | | | | | | | | | |
| 9 | 10 | 11 | 12 | 13 | 14 | 15 | 16 | 17 | 18 | 19 | 20 |
| 28 | 30 | 32 | 35 | 36 | 40 | 42 | 45 | 48 | 52 | 54 | 60 |
| 70 | 72 | 80 | 84 | 96 | 112 | | | | | | |

- Those listed in italics should only be used when necessary.
- Not all sprocket sizes are available in all pitches, or multiple strand options (e.g. duplex, triplex...).
- Other intermediate sizes, while “non-preferred”, are available from SK PTP. See pages 163–236 of the **General Catalogue 11015EN (II)**

Sprocket type

A reduced number of teeth in the drive results in very high pressure in the pin / bush / roller zones. It is particularly noticeable at the point of roller contact with the driver (smaller) sprocket tooth. In severe conditions, it may result over time, in tooth hooking or even roller cracking.

If the circumstances mean larger sprockets are impractical, the consideration must be given to the sprocket teeth being hardened, preferably by induction hardening, as the control of depth and heat distribution is generally better.

Hardened teeth

The use of hardened tooth sprockets should be considered in the following conditions:

- Low speeds, heavily loaded drives
- Large ratio drives
- Abrasive or corrosive conditions

Using hardened tooth sprockets over 25T has little or no effect on the drive, as the chain roller sprocket pressure is no longer as much of an issue for correctly sized chains. Additionally, the chordal effect may be considered to be virtually zero.

The hardening of the tooth (typically between 35-50 HRC*), will give better sprocket resistance to roller impact and the high point loads of the chain running on smaller sprockets. This should reduce sprocket tooth “hooking” and give better sprocket wear over the life of the chain. (*Hardening ranges above and below this mid-range (SKF reference IH2) are available on request only... e.g. IH1: 30-45HRC or IH3, 40-55HRC), subject to charges.

NOTE: The SKF stock range of Type B sprockets, up to and including 25T will ALL be HARDENED tooth (to SKF Ref IH2) – as STANDARD.

Chain pitch

Use the smallest chain pitch that will meet the application. If a single strand has insufficient capacity, then the use of multi-strand chains should be considered (see Multi-strand chains at page 13). The higher the chain speed, the smaller the recommended pitch.

Drive life

A chain is usually selected for 15,000 hours, based on normal selection procedure. The test graphs of chain power ratings are based on a 19T to 57T (3:1 ratio), with centres of between 30-80 pitches. This is based on a well selected, lubricated, and maintained chain with correct tension.

- Tentative selection should be based on the 19T sprocket. However sprocket teeth as low as 11T may be used at very slow speeds. At high speeds it is recommended to use up to 25T for smooth operation
- When using sprockets below $z = 19T$, the chain capacity is “re-rated” as illustrated in the following power tables. As a guideline only, typical values for the Tooth Factor (F2) are shown below in → **Table 5:**

From the above it can be seen that using (say) a 15T sprocket will reduce the chains’ power ratings by approximately 40%... and a 12 tooth by up to 65%. Conversely, using sprockets over 19T will increase the chains’ capacity.

(NOTE: These factors are **for reference only**, and have already been incorporated in the following power rating tables)

Table 5

Sprocket Correction Factors

| No. teeth Z | Tooth Factor F2 | No. teeth Z | Tooth Factor F2 | No. teeth Z | Tooth Factor F2 |
|-------------|-----------------|-------------|-----------------|-------------|-----------------|
| 23 | 1.22 | 17 | 0.90 | 12 | 0.35 |
| 21 | 1.11 | 15 | 0.60 | 11 | 0.30 |
| 19 | 1.00 | 13 | 0.40 | 10 | NR ^A |

Chordal or polygon effect

When the chain articulates about the sprocket, the pitch line of the chain forms a series of tangential lines between adjacent sprocket teeth... whether they be an odd or even number. A correctly selected and sized sprocket will ensure these lines actually closely follow the sprocket pitch line... hence the larger the better.

As the number of teeth reduces, the tangent angles can become extreme, with the chain effectively moving about a series of angles. The forces exerted by the chain become very high, leading to poor efficiency and high wear due to high friction between the loaded points of the pin / bush and roller.

Additionally, the chain, trying to overcome the tangential forces will start to ride up on the sprocket tooth... this riding up the tooth

alters the radius the chain should be running at. The result is the chain linear speed changes.... In extreme cases the chain seems to be going fast then slow... this effect is called "hunting" and is a direct result of the chordal (or tangential) effect.

Chain wrap and drive ratio

In general the minimum wrap on the small sprocket should be no less than 120°, to ensure smooth operation. Additionally single reduction drives should be limited to a maximum of 7:1. If larger reductions are required, a two stage or double reduction is recommended.

Multiple strand drives

The use of MULTIPLE strand chain will increase the power capacity (and drive width) while maintaining the same diameters, and should be considered if space is an issue, or if centre distances are small (less than 30 pitches).

Typical power multipliers are shown in **Table 6**, (applicable for BS / DIN or ANSI chains):

Table 6

Multiple strand factor

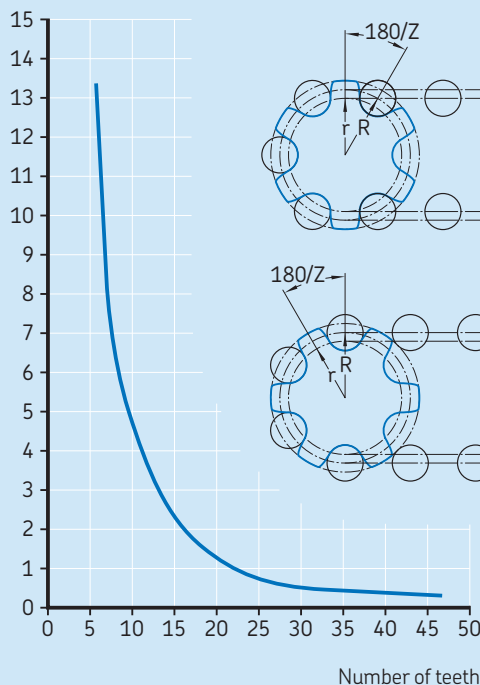
| No. strands | Multiplier K2 | No. strands 1 | Multiplier K2 |
|-------------|---------------|---------------|---------------|
| 1 | 1.0 | 4 | 3.3. |
| 2 | 1.7 | 5 | 3.9 |
| 3 | 2.5 | 6 | 4.6 |

¹ BS or DIN chain are only available up to "triplex" or 3 strand configuration, unless against special demand (MTO)

Diagram 1

Diagram of chordal or polygon effect

$$\text{Percentage variation of chain speed} = \frac{V2 - V1}{V2} \cdot 100$$



Maximum speed of the chain

$$V1 = \frac{2 \cdot \pi \cdot r \cdot n}{12} \text{ [m/min]}$$

Maximum speed of the chain

$$V2 = \frac{2 \cdot \pi \cdot R \cdot n}{12} \text{ [m/min]}$$

Lubrication

On the power rating tables, the foot of each table shows a “Lubrication Type”. This is the recommended method of lubrication at that

operating speed. The types referred to are shown in **Table 7** below:

Table 7

| Lubrication methods | | |
|---------------------------------------|---|--|
| Type | Lubrication method | Description |
| Type I (Low speed) | Manual lubrication Drip feed lubrication | Oil is applied manually by brush or oil-can Via a drip system in a case, oil is fed via the sump to drip nozzles at a pre-determined rate |
| Type II (Low- Medium speed) | Oil bath Disc lubrication | In a leak proof casing, the chain dips into the sump reservoir by about 13–17mm. In a leak proof casing, a disc or flinger supplies oil to the chain, which operates above the oil level. |
| Type III (High speed) | Pump lubrication | In a leak proof casing oil is pumped directly onto the chain links. The oil is circulated usually via an external filter / cooling system. |

Relative speed range for lubrication tables
Type I: Low speed is considered to be less than 60% of the maximum permissible chain speed.
Type II: Low-Medium speed is between 60% and 80% of the maximum permissible chain speed.
Type III: High speed is when the chain is operating over 80% of the permissible chain speed.
 In general, the larger the chain pitch, the lower the permissible speed range. If higher speeds are required, consider using multi-strand chains.

Chain length

If not already determined, the actual chain length may be calculated from the following formulae and the 'K' factor table (→ **Table 8**).

The shaft centres should be between 30 and 80 pitches.

Where:

L = Chain length (in pitches)

Z₁ = No. of teeth of small sprocket

Z₂ = No. of teeth of large sprocket

C = Shaft centres (in pitches)

K = A constant, determined from (Z₂-Z₁), in **Table 8**

$$L = \frac{Z_2 + Z_1}{2} + 2C + \frac{K}{C}$$

Table 8

| 'K' Factors | | | | | | | | | | | | | |
|--------------------------------|-------|--------------------------------|--------|--------------------------------|--------|--------------------------------|--------|--------------------------------|--------|--------------------------------|--------|--------------------------------|--------|
| Z ₁ -Z ₂ | K | Z ₁ -Z ₂ | K | Z ₁ -Z ₂ | K | Z ₁ -Z ₂ | K | Z ₁ -Z ₂ | K | Z ₁ -Z ₂ | K | Z ₁ -Z ₂ | K |
| 1 | 0,0 | 11,00 | 3,06 | 21,00 | 11,17 | 31,00 | 24,34 | 41,00 | 42,58 | 51,00 | 65,88 | 61 | 94,25 |
| 2 | 0,1 | 12,00 | 3,65 | 22,00 | 12,26 | 32,00 | 25,94 | 42,00 | 44,68 | 52,00 | 68,49 | 62 | 97,37 |
| 3 | 0,2 | 13,00 | 4,28 | 23,00 | 13,40 | 33,00 | 27,58 | 43,00 | 46,84 | 53,00 | 71,15 | 63 | 100,54 |
| 4 | 0,4 | 14,00 | 4,96 | 24,00 | 14,59 | 34,00 | 29,28 | 44,00 | 49,04 | 54,00 | 73,86 | 64 | 103,75 |
| 5 | 0,6 | 15,00 | 5,70 | 25,00 | 15,83 | 35,00 | 31,03 | 45,00 | 51,29 | 55,00 | 76,62 | 65 | 107,02 |
| 6 | 0,9 | 16,00 | 6,48 | 26,00 | 17,12 | 36,00 | 32,83 | 46,00 | 53,60 | 56,00 | 79,44 | 66 | 110,34 |
| 7 | 1,2 | 17,00 | 7,32 | 27,00 | 18,47 | 37,00 | 34,68 | 47,00 | 55,95 | 57,00 | 82,30 | 67 | 113,71 |
| 8 | 1,6 | 18,00 | 8,21 | 28,00 | 19,86 | 38,00 | 36,58 | 48,00 | 58,36 | 58,00 | 85,21 | 68 | 117,13 |
| 9 | 2,1 | 19,00 | 9,14 | 29,00 | 21,30 | 39,00 | 38,53 | 49,00 | 60,82 | 59,00 | 88,17 | 69 | 120,6 |
| 10 | 2,5 | 20,00 | 10,13 | 30,00 | 22,80 | 40,00 | 40,53 | 50,00 | 63,33 | 60,00 | 91,19 | 70 | 124,12 |
| 11 | 3,0 | 21,00 | 11,17 | 31,00 | 24,34 | 41,00 | 42,58 | 51,00 | 65,88 | 61,00 | 94,25 | 71 | 127,7 |
| 12 | 3,6 | 22,00 | 12,26 | 32,00 | 25,94 | 42,00 | 44,68 | 52,00 | 68,49 | 62,00 | 97,37 | 72 | 131,3 |
| 13 | 4,2 | 23,00 | 13,40 | 33,00 | 27,58 | 43,00 | 46,84 | 53,00 | 71,15 | 63,00 | 100,54 | 73 | 135,0 |
| 14 | 4,9 | 24,00 | 14,59 | 34,00 | 29,28 | 44,00 | 49,04 | 54,00 | 73,86 | 64,00 | 103,75 | 74 | 138,7 |
| 15 | 5,7 | 25,00 | 15,83 | 35,00 | 31,03 | 45,00 | 51,29 | 55,00 | 76,62 | 65,00 | 107,02 | 75 | 142,5 |
| 16 | 6,4 | 26,00 | 17,12 | 36,00 | 32,83 | 46,00 | 53,60 | 56,00 | 79,44 | 66,00 | 110,34 | 76 | 146,3 |
| 17 | 7,3 | 27,00 | 18,47 | 37,00 | 34,68 | 47,00 | 55,95 | 57,00 | 82,30 | 67,00 | 113,71 | 77 | 150,2 |
| 18 | 8,2 | 28,00 | 19,86 | 38,00 | 36,58 | 48,00 | 58,36 | 58,00 | 85,21 | 68,00 | 117,13 | 78 | 154,1 |
| 19 | 9,1 | 29,00 | 21,30 | 39,00 | 38,53 | 49,00 | 60,82 | 59,00 | 88,17 | 69,00 | 120,6 | 79 | 158,1 |
| 20 | 10,1 | 30,00 | 22,80 | 40,00 | 40,53 | 50,00 | 63,33 | 60,00 | 91,19 | 70,00 | 124,12 | 80 | 162,1 |
| 21 | 11,1 | 31,00 | 24,34 | 41,00 | 42,58 | 51,00 | 65,88 | 61,00 | 94,25 | 71,00 | 127,7 | | |
| 22 | 12,2 | 32,00 | 25,94 | 42,00 | 44,68 | 52,00 | 68,49 | 62,00 | 97,37 | 72,00 | 131,3 | | |
| 23 | 13,4 | 33,00 | 27,58 | 43,00 | 46,84 | 53,00 | 71,15 | 63,00 | 100,54 | 73,00 | 135,0 | | |
| 24 | 14,5 | 34,00 | 29,28 | 44,00 | 49,04 | 54,00 | 73,86 | 64,00 | 103,75 | 74,00 | 138,7 | | |
| 25 | 15,8 | 35,00 | 31,03 | 45,00 | 51,29 | 55,00 | 76,62 | 65,00 | 107,02 | 75,00 | 142,5 | | |
| 26 | 17,1 | 36,00 | 32,83 | 46,00 | 53,60 | 56,00 | 79,44 | 66,00 | 110,34 | 76,00 | 146,3 | | |
| 27 | 18,4 | 37,00 | 34,68 | 47,00 | 55,95 | 57,00 | 82,30 | 67,00 | 113,71 | 77,00 | 150,2 | | |
| 28 | 19,8 | 38,00 | 36,58 | 48,00 | 58,36 | 58,00 | 85,21 | 68,00 | 117,13 | 78,00 | 154,1 | | |
| 29 | 21,3 | 39,00 | 38,53 | 49,00 | 60,82 | 59,00 | 88,17 | 69,00 | 120,6 | 79,00 | 158,1 | | |
| 30 | 22,8 | 40,00 | 40,53 | 50,00 | 63,33 | 60,00 | 91,19 | 70,00 | 124,12 | 80,00 | 162,1 | | |
| 31 | 24,3 | 41,00 | 42,58 | 51,00 | 65,88 | 61,00 | 94,25 | 71,00 | 127,7 | | | | |
| 32 | 25,9 | 42,00 | 44,68 | 52,00 | 68,49 | 62,00 | 97,37 | 72,00 | 131,3 | | | | |
| 33 | 27,5 | 43,00 | 46,84 | 53,00 | 71,15 | 63,00 | 100,54 | 73,00 | 135,0 | | | | |
| 34 | 29,2 | 44,00 | 49,04 | 54,00 | 73,86 | 64,00 | 103,75 | 74,00 | 138,7 | | | | |
| 35 | 31,0 | 45,00 | 51,29 | 55,00 | 76,62 | 65,00 | 107,02 | 75,00 | 142,5 | | | | |
| 36 | 32,8 | 46,00 | 53,60 | 56,00 | 79,44 | 66,00 | 110,34 | 76,00 | 146,3 | | | | |
| 37 | 34,6 | 47,00 | 55,95 | 57,00 | 82,30 | 67,00 | 113,71 | 77,00 | 150,2 | | | | |
| 38 | 36,5 | 48,00 | 58,36 | 58,00 | 85,21 | 68,00 | 117,13 | 78,00 | 154,1 | | | | |
| 39 | 38,5 | 49,00 | 60,82 | 59,00 | 88,17 | 69,00 | 120,6 | 79,00 | 158,1 | | | | |
| 40 | 40,5 | 50,00 | 63,33 | 60,00 | 91,19 | 70,00 | 124,12 | 80,00 | 162,1 | | | | |
| 41 | 42,5 | 51,00 | 65,88 | 61,00 | 94,25 | 71,00 | 127,7 | | | | | | |
| 42 | 44,6 | 52,00 | 68,49 | 62,00 | 97,37 | 72,00 | 131,3 | | | | | | |
| 43 | 46,8 | 53,00 | 71,15 | 63,00 | 100,54 | 73,00 | 135,0 | | | | | | |
| 44 | 49,0 | 54,00 | 73,86 | 64,00 | 103,75 | 74,00 | 138,7 | | | | | | |
| 45 | 51,2 | 55,00 | 76,62 | 65,00 | 107,02 | 75,00 | 142,5 | | | | | | |
| 46 | 53,6 | 56,00 | 79,44 | 66,00 | 110,34 | 76,00 | 146,3 | | | | | | |
| 47 | 55,9 | 57,00 | 82,30 | 67,00 | 113,71 | 77,00 | 150,2 | | | | | | |
| 48 | 58,3 | 58,00 | 85,21 | 68,00 | 117,13 | 78,00 | 154,1 | | | | | | |
| 49 | 60,8 | 59,00 | 88,17 | 69,00 | 120,6 | 79,00 | 158,1 | | | | | | |
| 50 | 63,3 | 60,00 | 91,19 | 70,00 | 124,12 | 80,00 | 162,1 | | | | | | |
| 51 | 65,8 | 61,00 | 94,25 | 71,00 | 127,7 | | | | | | | | |
| 52 | 68,4 | 62,00 | 97,37 | 72,00 | 131,3 | | | | | | | | |
| 53 | 71,1 | 63,00 | 100,54 | 73,00 | 135,0 | | | | | | | | |
| 54 | 73,8 | 64,00 | 103,75 | 74,00 | 138,7 | | | | | | | | |
| 55 | 76,6 | 65,00 | 107,02 | 75,00 | 142,5 | | | | | | | | |
| 56 | 79,4 | 66,00 | 110,34 | 76,00 | 146,3 | | | | | | | | |
| 57 | 82,3 | 67,00 | 113,71 | 77,00 | 150,2 | | | | | | | | |
| 58 | 85,2 | 68,00 | 117,13 | 78,00 | 154,1 | | | | | | | | |
| 59 | 88,1 | 69,00 | 120,6 | 79,00 | 158,1 | | | | | | | | |
| 60 | 91,1 | 70,00 | 124,12 | 80,00 | 162,1 | | | | | | | | |
| 61 | 94,2 | 71,00 | 127,7 | | | | | | | | | | |
| 62 | 97,3 | 72,00 | 131,3 | | | | | | | | | | |
| 63 | 100,5 | 73,00 | 135,0 | | | | | | | | | | |
| 64 | 103,7 | 74,00 | 138,7 | | | | | | | | | | |
| 65 | 107,0 | 75,00 | 142,5 | | | | | | | | | | |
| 66 | 110,3 | 76,00 | 146,3 | | | | | | | | | | |
| 67 | 113,7 | 77,00 | 150,2 | | | | | | | | | | |
| 68 | 117,1 | 78,00 | 154,1 | | | | | | | | | | |
| 69 | 120,6 | 79,00 | 158,1 | | | | | | | | | | |
| 70 | 124,1 | 80,00 | 162,1 | | | | | | | | | | |
| 71 | 127,7 | | | | | | | | | | | | |
| 72 | 131,3 | | | | | | | | | | | | |
| 73 | 135,0 | | | | | | | | | | | | |
| 74 | 138,7 | | | | | | | | | | | | |
| 75 | 142,5 | | | | | | | | | | | | |
| 76 | 146,3 | | | | | | | | | | | | |
| 77 | 150,2 | | | | | | | | | | | | |
| 78 | 154,1 | | | | | | | | | | | | |
| 79 | 158,1 | | | | | | | | | | | | |
| 80 | 162,1 | | | | | | | | | | | | |

Power rating tables

The following Power Rating Tables (**pages 16 to 31**) are based on the following general parameters:

- Normal ambient conditions
- Power rating is for a single strand chain
- Service Factor (F_s) for the values shown is 1.0.
- Lubrication is appropriate for the speed shown
- The shafts are parallel, and well aligned
- Any load variation is minimal

Any variation to the above conditions will require the application of the relevant Service factor, with regards to application, no. of chain strands, and temperature.

Power Rating Tables (kW) – BS / DIN Chains

Table 9a

06B-1; (9.53 mm Pitch) Power ratings in kilowatt (European standard)

| No of teeth | Pitch circle Dia. | rpm of small (faster) sprocket z ₁ | | | | | | | | | | | | | | | | |
|--------------------|-------------------|---|--------|------|------|------|------|------|--------|------|------|-------|-------|-------|-------|-------|-------|-------|
| | | Z | mm | 25 | 50 | 75 | 100 | 200 | 400 | 500 | 750 | 1 000 | 1 200 | 1 440 | 1 750 | 2 000 | 2 250 | 2 500 |
| 13 | 39,80 | | 0,05 | 0,10 | 0,14 | 0,18 | 0,35 | 0,67 | 0,76 | 1,14 | 1,49 | 1,73 | 2,05 | 2,67 | 2,95 | 3,30 | 3,55 | 4,31 |
| 15 | 45,81 | | 0,06 | 0,11 | 0,15 | 0,19 | 0,37 | 0,71 | 0,80 | 1,22 | 1,59 | 1,83 | 2,17 | 2,82 | 3,12 | 3,50 | 3,76 | 4,57 |
| 17 | 51,84 | | 0,07 | 0,13 | 0,19 | 0,23 | 0,46 | 0,87 | 0,99 | 1,48 | 1,95 | 2,25 | 2,68 | 3,47 | 3,83 | 4,30 | 4,62 | 5,61 |
| 19 | 57,87 | | 0,08 | 0,15 | 0,22 | 0,27 | 0,54 | 1,01 | 1,15 | 1,73 | 2,27 | 2,62 | 3,11 | 4,04 | 4,46 | 5,00 | 5,38 | 6,53 |
| 21 | 63,91 | | 0,09 | 0,18 | 0,24 | 0,30 | 0,59 | 1,11 | 1,27 | 1,91 | 2,49 | 2,87 | 3,42 | 4,44 | 4,90 | 5,50 | 5,91 | 7,18 |
| 23 | 69,95 | | 0,10 | 0,19 | 0,26 | 0,32 | 0,64 | 1,22 | 1,38 | 2,08 | 2,72 | 3,14 | 3,73 | 4,84 | 5,36 | 5,99 | 6,45 | 7,84 |
| 25 | 76,00 | | 0,10 | 0,21 | 0,28 | 0,35 | 0,70 | 1,31 | 1,50 | 2,25 | 2,95 | 3,40 | 4,05 | 5,25 | 5,80 | 6,50 | 6,99 | 9,21 |
| Lubrication method | | | TYPE 1 | | | | | | TYPE 2 | | | | | | | | | |

Table 9b

08B-1; (12.70 mm Pitch) power ratings in kilowatt (European standard)

| No of teeth | Pitch circle Dia. | rpm of small (faster) sprocket z ₁ | | | | | | | | | | | | | | | | |
|--------------------|-------------------|---|--------|------|------|------|------|------|--------|------|------|-------|-------|-------|--------|-------|-------|-------|
| | | Z | mm | 25 | 50 | 75 | 100 | 200 | 400 | 500 | 750 | 1 000 | 1 200 | 1 440 | 1 800 | 2 000 | 2 250 | 2 400 |
| 13 | 53,07 | | 0,16 | 0,24 | 0,43 | 0,59 | 0,82 | 1,55 | 2,18 | 3,24 | 4,06 | 4,14 | 4,56 | 5,14 | 6,59 | 5,33 | 3,34 | 2,39 |
| 15 | 61,08 | | 0,18 | 0,28 | 0,45 | 0,62 | 0,96 | 1,80 | 2,32 | 3,44 | 4,31 | 4,84 | 5,28 | 6,38 | 6,99 | 5,64 | 4,14 | 2,97 |
| 17 | 69,12 | | 0,22 | 0,32 | 0,56 | 0,76 | 1,10 | 2,06 | 2,84 | 4,22 | 5,28 | 5,53 | 5,94 | 7,69 | 8,59 | 6,93 | 5,00 | 3,57 |
| 19 | 77,16 | | 0,25 | 0,36 | 0,65 | 0,89 | 1,25 | 2,33 | 3,31 | 4,91 | 6,15 | 6,24 | 6,91 | 9,01 | 9,99 | 8,06 | 5,90 | 4,22 |
| 21 | 85,21 | | 0,27 | 0,39 | 0,71 | 0,98 | 1,39 | 2,60 | 3,64 | 5,41 | 6,77 | 6,96 | 7,60 | 10,04 | 10,99 | 8,87 | 6,86 | 4,91 |
| 23 | 93,27 | | 0,30 | 0,43 | 0,78 | 1,06 | 1,52 | 2,85 | 3,97 | 5,89 | 7,37 | 7,67 | 8,29 | 11,07 | 11,99 | 9,68 | 7,86 | 5,62 |
| 25 | 101,33 | | 0,32 | 0,48 | 0,84 | 1,15 | 1,67 | 3,12 | 4,30 | 6,39 | 7,99 | 8,39 | 8,98 | 12,10 | 12,99 | 10,49 | 8,93 | 6,38 |
| Lubrication method | | | TYPE 1 | | | | | | TYPE 2 | | | | | | TYPE 3 | | | |

Table 9c

10B-1; (15.875 mm Pitch) Power ratings in kilowatt (European standard)

| No of teeth | Pitch circle Dia. | rpm of small (faster) sprocket z ₁ | | | | | | | | | | | | | | | | |
|--------------------|-------------------|---|--------|------|------|------|------|------|--------|------|------|-------|-------|-------|--------|-------|-------|-------|
| | | Z | mm | 25 | 50 | 75 | 100 | 200 | 300 | 400 | 500 | 750 | 1 000 | 1 200 | 1 500 | 1 800 | 2 100 | 2 400 |
| 13 | 66,34 | | 0,25 | 0,43 | 0,66 | 0,82 | 1,60 | 2,19 | 2,81 | 3,48 | 4,94 | 6,47 | 7,68 | 7,81 | 5,84 | 4,62 | 3,79 | 3,17 |
| 15 | 76,35 | | 0,27 | 0,52 | 0,70 | 0,95 | 1,70 | 2,58 | 2,99 | 4,06 | 5,24 | 6,86 | 9,01 | 9,70 | 7,24 | 5,73 | 4,70 | 3,93 |
| 17 | 86,39 | | 0,33 | 0,59 | 0,85 | 1,09 | 2,08 | 2,94 | 3,67 | 4,64 | 6,44 | 8,43 | 10,22 | 11,67 | 8,76 | 6,91 | 5,67 | 4,76 |
| 19 | 96,45 | | 0,38 | 0,66 | 1,00 | 1,23 | 2,42 | 3,32 | 4,26 | 5,23 | 7,49 | 9,80 | 11,59 | 13,82 | 10,38 | 8,16 | 6,70 | 5,61 |
| 21 | 106,51 | | 0,42 | 0,74 | 1,10 | 1,38 | 2,67 | 3,69 | 4,69 | 5,84 | 8,24 | 10,77 | 12,88 | 15,79 | 12,02 | 9,45 | 7,79 | 6,55 |
| 23 | 116,51 | | 0,45 | 0,81 | 1,19 | 1,51 | 2,90 | 4,08 | 5,12 | 6,42 | 8,98 | 11,75 | 14,16 | 17,33 | 13,82 | 10,82 | 8,93 | 7,49 |
| 25 | 126,66 | | 0,49 | 0,90 | 1,30 | 1,67 | 3,15 | 4,46 | 5,54 | 7,03 | 9,73 | 12,73 | 15,63 | 18,97 | 15,63 | 12,36 | 10,12 | 8,50 |
| Lubrication method | | | TYPE 1 | | | | | | TYPE 2 | | | | | | TYPE 3 | | | |

Refer multiple strand factor multiplier on [table 6, page 13](#)
For requirements at faster speeds, or sprocket sizes contact SKF

Power Rating Tables (kW) – BS / DIN Chains

Table 9d

12B-1; (19.05 mm Pitch) Power ratings in kilowatt (European standard)

| No of teeth | Pitch circle Dia. | rpm of small (faster) sprocket z ₁ | | | | | | | | | | | | | | | | | |
|--------------------|-------------------|---|------|------|------|------|--------|------|-------|-------|-------|--------|-------|-------|-------|-------|-------|-------|-------|
| | | Z | mm | 25 | 50 | 75 | 100 | 200 | 300 | 400 | 500 | 750 | 1 000 | 1 200 | 1 440 | 1 800 | 2 000 | 2 200 | 2 400 |
| 13 | 79,60 | 0,39 | 0,64 | 1,09 | 1,18 | 2,21 | 3,57 | 4,59 | 5,04 | 8,12 | 10,27 | 10,48 | 8,31 | 5,73 | 4,86 | 4,21 | 3,70 | | |
| 15 | 91,62 | 0,42 | 0,74 | 1,15 | 1,37 | 2,59 | 3,79 | 4,87 | 5,88 | 8,61 | 10,90 | 12,96 | 10,30 | 7,08 | 6,03 | 5,22 | 4,58 | | |
| 17 | 103,67 | 0,52 | 0,84 | 1,42 | 1,58 | 2,97 | 4,66 | 5,98 | 6,74 | 10,58 | 13,38 | 14,94 | 12,54 | 8,58 | 7,27 | 6,30 | 5,53 | | |
| 19 | 115,74 | 0,60 | 0,96 | 1,65 | 1,78 | 3,34 | 5,42 | 6,95 | 7,62 | 12,20 | 15,56 | 16,74 | 14,76 | 10,12 | 8,58 | 7,49 | 6,53 | | |
| 21 | 127,82 | 0,66 | 1,07 | 1,81 | 1,98 | 3,73 | 5,96 | 7,65 | 8,45 | 13,52 | 17,12 | 18,72 | 17,08 | 11,76 | 9,96 | 8,67 | 7,62 | | |
| 23 | 139,90 | 0,72 | 1,17 | 1,98 | 2,18 | 4,10 | 6,50 | 8,34 | 9,35 | 14,76 | 18,67 | 20,60 | 19,65 | 13,47 | 11,51 | 9,87 | 8,76 | | |
| 25 | 151,99 | 0,77 | 1,29 | 2,14 | 2,39 | 4,49 | 7,05 | 9,04 | 10,22 | 15,99 | 20,23 | 22,58 | 22,23 | 15,27 | 12,96 | 11,25 | 9,87 | | |
| Lubrication method | | TYPE 1 | | | | | TYPE 2 | | | | | TYPE 3 | | | | | | | |

Table 9e

16B-1; (25.4mm Pitch) Power ratings in kilowatt (European standard)

| No of teeth | Pitch circle Dia. | rpm of small (faster) sprocket z ₁ | | | | | | | | | | | | | | | | | |
|--------------------|-------------------|---|------|------|------|-------|--------|-------|-------|-------|-------|--------|-------|-------|-------|-------|-------|-------|-------|
| | | Z | mm | 25 | 50 | 75 | 100 | 200 | 300 | 400 | 500 | 600 | 700 | 800 | 1 000 | 1 200 | 1 400 | 1 600 | 1 800 |
| 13 | 106,14 | 1,00 | 1,85 | 3,05 | 3,46 | 6,45 | 9,27 | 12,02 | 14,68 | 19,27 | 19,91 | 24,60 | 21,63 | 16,48 | 13,05 | 10,73 | 8,93 | | |
| 15 | 122,17 | 1,15 | 2,16 | 3,23 | 4,04 | 7,53 | 10,82 | 14,08 | 17,17 | 20,45 | 23,26 | 26,09 | 26,78 | 20,42 | 16,22 | 13,21 | 11,07 | | |
| 17 | 138,23 | 1,33 | 2,47 | 3,97 | 4,61 | 8,58 | 12,44 | 16,05 | 19,65 | 25,11 | 26,60 | 32,04 | 32,27 | 24,54 | 19,49 | 15,97 | 13,39 | | |
| 19 | 154,32 | 1,49 | 2,79 | 4,61 | 5,21 | 9,70 | 13,99 | 18,11 | 22,15 | 29,20 | 30,05 | 37,27 | 38,19 | 29,10 | 23,09 | 18,88 | 15,79 | | |
| 21 | 170,42 | 1,67 | 3,11 | 5,08 | 5,80 | 10,82 | 15,63 | 20,26 | 24,72 | 32,13 | 33,48 | 40,99 | 44,37 | 33,81 | 26,78 | 21,97 | 18,36 | | |
| 23 | 186,54 | 1,83 | 3,43 | 5,54 | 6,41 | 11,93 | 17,17 | 22,32 | 27,21 | 35,04 | 36,90 | 44,72 | 50,81 | 28,41 | 29,80 | 25,15 | 21,12 | | |
| 25 | 202,66 | 2,01 | 3,76 | 5,99 | 7,01 | 13,05 | 18,80 | 24,38 | 29,87 | 37,97 | 40,35 | 48,44 | 55,70 | 43,86 | 34,84 | 28,50 | 23,87 | | |
| Lubrication method | | TYPE 1 | | | | | TYPE 2 | | | | | TYPE 3 | | | | | | | |

Table 9f

20B-1; (31.75 mm Pitch) Power ratings in kilowatt (European standard)

| No of teeth | Pitch circle Dia. | rpm of small (faster) sprocket z ₁ | | | | | | | | | | | | | | | | | |
|--------------------|-------------------|---|------|------|-------|-------|--------|-------|-------|-------|-------|--------|-------|-------|-------|-------|-------|-----|-------|
| | | Z | mm | 10 | 25 | 50 | 75 | 100 | 150 | 200 | 300 | 400 | 500 | 600 | 700 | 750 | 800 | 900 | 1 000 |
| 13 | 132,67 | 0,83 | 1,91 | 3,54 | 5,58 | 6,62 | 10,12 | 12,36 | 17,77 | 23,09 | 28,15 | 33,22 | 38,19 | 43,11 | 36,13 | 30,30 | 25,83 | | |
| 15 | 152,71 | 0,97 | 2,22 | 4,14 | 5,92 | 7,73 | 10,74 | 14,42 | 20,78 | 26,96 | 32,88 | 38,80 | 44,55 | 45,72 | 44,81 | 37,51 | 32,01 | | |
| 17 | 172,79 | 1,11 | 2,54 | 4,74 | 7,27 | 8,84 | 13,19 | 16,48 | 23,77 | 30,82 | 37,68 | 44,37 | 50,99 | 56,17 | 53,99 | 45,24 | 38,63 | | |
| 19 | 192,90 | 1,26 | 2,86 | 5,35 | 8,46 | 9,96 | 15,35 | 18,62 | 26,78 | 34,76 | 42,49 | 50,04 | 57,61 | 65,31 | 63,86 | 53,48 | 45,66 | | |
| 21 | 213,03 | 1,40 | 3,19 | 5,95 | 9,30 | 11,07 | 16,88 | 20,78 | 29,87 | 38,71 | 47,30 | 55,70 | 64,04 | 71,84 | 72,18 | 62,14 | 53,05 | | |
| 23 | 233,17 | 1,55 | 3,52 | 6,52 | 10,15 | 12,28 | 18,42 | 22,84 | 32,96 | 42,66 | 52,19 | 61,54 | 70,64 | 78,37 | 79,65 | 71,25 | 60,85 | | |
| 25 | 253,32 | 1,69 | 3,85 | 6,85 | 10,99 | 13,39 | 19,95 | 25,06 | 36,05 | 46,69 | 57,08 | 67,29 | 77,33 | 84,90 | 87,55 | 80,77 | 68,93 | | |
| Lubrication method | | TYPE 1 | | | | | TYPE 2 | | | | | TYPE 3 | | | | | | | |

Refer multiple strand factor multiplier on table 6, page 13
For requirements at faster speeds, or sprocket sizes contact SKF

Power Rating Tables (kW) – BS / DIN Chains

Table 9g

24B-1; (38.10 mm Pitch) Power ratings in kilowatt (European standard)

| No of teeth | Pitch circle Dia. | rpm of small (faster) sprocket z ₁ | | | | | | | | | | | | | | | | | |
|--------------------|-------------------|---|------|-------|-------|--------|-------|-------|-------|-------|-------|--------|--------|--------|--------|--------|-------|-----|-------|
| | | Z | mm | 10 | 25 | 50 | 75 | 100 | 150 | 200 | 250 | 300 | 400 | 500 | 600 | 700 | 800 | 900 | 1 000 |
| 13 | 159,20 | 1,69 | 3,85 | 7,18 | 10,39 | 13,39 | 19,23 | 25,06 | 30,43 | 36,05 | 46,78 | 57,08 | 67,38 | 61,20 | 49,26 | 41,89 | 35,87 | | |
| 15 | 183,25 | 1,97 | 4,49 | 8,38 | 11,02 | 15,71 | 22,58 | 29,18 | 32,27 | 42,05 | 54,41 | 66,52 | 78,36 | 71,59 | 62,14 | 52,02 | 44,47 | | |
| 17 | 207,35 | 2,26 | 5,14 | 9,61 | 13,54 | 17,94 | 25,75 | 33,39 | 39,64 | 48,07 | 62,40 | 76,30 | 90,13 | 91,85 | 74,85 | 62,65 | 53,56 | | |
| 19 | 231,48 | 2,54 | 5,79 | 10,82 | 15,75 | 20,17 | 29,10 | 37,60 | 46,10 | 54,33 | 70,30 | 85,83 | 101,28 | 108,15 | 88,40 | 74,24 | 63,26 | | |
| 21 | 255,63 | 2,83 | 6,46 | 12,02 | 17,32 | 22,48 | 32,36 | 41,97 | 50,72 | 60,51 | 78,36 | 96,13 | 113,30 | 125,32 | 103,00 | 85,83 | 73,56 | | |
| 23 | 279,80 | 3,12 | 7,13 | 13,31 | 18,90 | 24,80 | 35,71 | 46,35 | 55,32 | 66,77 | 86,70 | 106,43 | 124,45 | 143,35 | 117,60 | 98,70 | 84,28 | | |
| 25 | 303,99 | 3,42 | 7,81 | 14,50 | 20,48 | 27,21 | 39,14 | 50,65 | 59,94 | 72,95 | 94,42 | 115,88 | 135,62 | 157,08 | 133,90 | 112,45 | 95,28 | | |
| Lubrication method | | TYPE 1 | | | | TYPE 2 | | | | | | TYPE 3 | | | | | | | |

Table 9h

28B-1; (44.45 mm Pitch) Power ratings in kilowatt (European standard)

| No of teeth | Pitch circle Dia. | rpm of small (faster) sprocket z ₁ | | | | | | | | | | | | | | | | | |
|--------------------|-------------------|---|-------|-------|-------|--------|-------|-------|-------|-------|--------|--------|--------|--------|--------|--------|--------|-----|-----|
| | | Z | mm | 10 | 25 | 50 | 75 | 100 | 125 | 150 | 200 | 250 | 300 | 350 | 400 | 450 | 500 | 550 | 600 |
| 13 | 185,74 | 2,63 | 5,99 | 11,25 | 14,97 | 20,94 | 22,82 | 30,05 | 38,96 | 47,64 | 55,96 | 64,38 | 72,53 | 80,68 | 89,27 | 97,00 | 87,55 | | |
| 15 | 213,79 | 3,06 | 7,00 | 13,05 | 15,87 | 24,46 | 24,21 | 35,10 | 45,50 | 55,62 | 65,49 | 75,37 | 84,98 | 94,42 | 103,85 | 113,30 | 108,15 | | |
| 17 | 241,91 | 3,52 | 8,00 | 14,94 | 19,50 | 27,89 | 29,74 | 40,17 | 52,02 | 63,52 | 75,11 | 86,70 | 97,00 | 108,15 | 129,60 | 129,60 | 129,60 | | |
| 19 | 270,06 | 3,96 | 9,01 | 16,48 | 22,67 | 31,42 | 34,58 | 45,32 | 58,79 | 72,10 | 84,20 | 97,00 | 109,00 | 121,88 | 145,92 | 145,92 | 145,92 | | |
| 21 | 298,24 | 4,41 | 10,12 | 18,72 | 24,94 | 35,02 | 38,04 | 50,47 | 65,23 | 79,83 | 94,42 | 108,15 | 121,88 | 135,62 | 163,95 | 163,95 | 175,95 | | |
| 23 | 326,44 | 4,87 | 11,15 | 20,68 | 27,20 | 38,63 | 41,49 | 55,80 | 72,10 | 88,40 | 103,85 | 118,45 | 134,75 | 149,35 | 179,40 | 179,40 | 193,98 | | |
| 25 | 354,65 | 5,33 | 12,18 | 22,66 | 29,47 | 42,41 | 44,95 | 60,95 | 78,97 | 97,00 | 113,30 | 130,47 | 147,63 | 163,95 | 204,28 | 204,28 | 212,00 | | |
| Lubrication method | | TYPE 1 | | | | TYPE 2 | | | | | | TYPE 3 | | | | | | | |

Table 9i

32B-1; (50.80 mm Pitch) Power ratings in kilowatt (European standard)

| No of teeth | Pitch circle Dia. | rpm of small (faster) sprocket z ₁ | | | | | | | | | | | | | | | | | |
|--------------------|-------------------|---|-------|-------|-------|--------|-------|-------|-------|--------|--------|--------|--------|--------|--------|--------|--------|-----|-----|
| | | Z | mm | 10 | 25 | 50 | 75 | 100 | 125 | 150 | 175 | 200 | 225 | 250 | 300 | 350 | 400 | 450 | 500 |
| 13 | 212,27 | 3,47 | 8,03 | 14,85 | 21,30 | 27,55 | 32,46 | 40,09 | 45,13 | 51,32 | 56,79 | 62,83 | 73,98 | 85,15 | 96,13 | 103,96 | 116,73 | | |
| 15 | 244,33 | 4,04 | 9,35 | 17,25 | 22,59 | 32,19 | 34,42 | 46,27 | 47,86 | 59,92 | 60,24 | 73,39 | 86,70 | 99,57 | 112,45 | 110,26 | 137,33 | | |
| 17 | 276,46 | 4,64 | 10,56 | 19,75 | 27,75 | 36,82 | 42,29 | 52,96 | 58,81 | 68,67 | 74,01 | 83,95 | 99,57 | 113,30 | 128,75 | 135,47 | 157,08 | | |
| 19 | 308,64 | 5,22 | 12,02 | 22,32 | 32,27 | 41,54 | 49,17 | 59,66 | 68,38 | 77,43 | 86,06 | 94,42 | 111,58 | 128,75 | 145,05 | 157,52 | 177,68 | | |
| 21 | 340,84 | 5,81 | 13,31 | 24,80 | 35,49 | 46,35 | 54,09 | 66,52 | 75,22 | 86,70 | 94,67 | 105,58 | 124,45 | 142,48 | 161,37 | 173,27 | 197,42 | | |
| 23 | 373,07 | 6,42 | 14,76 | 27,38 | 38,73 | 51,07 | 59,01 | 73,39 | 82,06 | 95,28 | 103,27 | 115,88 | 137,33 | 157,93 | 177,68 | 189,03 | 218,02 | | |
| 25 | 405,32 | 7,02 | 16,14 | 30,05 | 41,95 | 55,88 | 63,92 | 80,34 | 88,90 | 103,85 | 111,88 | 127,90 | 150,20 | 172,53 | 193,98 | 204,84 | 235,18 | | |
| Lubrication method | | TYPE 1 | | | | TYPE 2 | | | | | | TYPE 3 | | | | | | | |

Refer multiple strand factor multiplier on table 6, page 13
For requirements at faster speeds, or sprocket sizes contact SKF

Power Rating Tables (kW) – BS / DIN Chains

Table 9j

40B-1; (63.5 mm Pitch) Power ratings in kilowatt (European standard)

| No of teeth | Pitch circle Dia. | rpm of small (faster) sprocket z ₁ | | | | | | | | | | | | | | | | | |
|--------------------|-------------------|---|-------|-------|-------|-------|--------|-------|-------|-------|-------|--------|--------|--------|--------|--------|--------|-----|-----|
| | | Z | mm | 5 | 10 | 15 | 20 | 30 | 40 | 50 | 60 | 80 | 100 | 150 | 200 | 250 | 300 | 350 | 400 |
| 13 | 265,34 | 3,22 | 5,98 | 8,63 | 11,17 | 16,07 | 20,89 | 25,55 | 30,02 | 38,90 | 47,71 | 68,69 | 88,81 | 108,27 | 127,72 | 137,03 | 121,80 | | |
| 15 | 305,42 | 3,76 | 6,99 | 10,07 | 13,11 | 18,86 | 24,36 | 29,77 | 35,10 | 45,50 | 55,49 | 79,93 | 104,04 | 126,88 | 152,25 | 153,09 | 134,49 | | |
| 17 | 345,58 | 4,29 | 8,00 | 11,59 | 14,97 | 21,49 | 27,91 | 34,18 | 40,17 | 52,02 | 63,52 | 91,35 | 119,26 | 144,64 | 167,48 | 165,78 | 144,64 | | |
| 19 | 385,79 | 4,82 | 9,05 | 12,94 | 16,92 | 24,28 | 31,47 | 38,32 | 45,25 | 58,62 | 71,73 | 103,20 | 134,49 | 163,24 | 181,00 | 178,47 | 153,09 | | |
| 21 | 426,05 | 5,40 | 10,07 | 14,46 | 18,78 | 26,98 | 35,02 | 42,80 | 50,42 | 65,39 | 79,93 | 115,88 | 148,87 | 182,70 | 210,61 | 189,47 | 159,86 | | |
| 23 | 466,34 | 5,96 | 11,08 | 15,99 | 20,73 | 29,86 | 38,65 | 47,37 | 55,74 | 72,24 | 87,97 | 126,88 | 164,10 | 200,46 | 223,30 | 197,93 | 164,94 | | |
| 25 | 506,65 | 6,52 | 12,18 | 17,51 | 22,66 | 32,56 | 42,30 | 51,59 | 60,90 | 78,92 | 97,27 | 138,72 | 180,16 | 219,92 | 235,15 | 206,38 | 169,17 | | |
| Lubrication method | | TYPE 1 | | | | | TYPE 2 | | | | | TYPE 3 | | | | | | | |

Table 9k

48B-1; (76.2mm Pitch) Power ratings in kilowatt (European standard)

| No of teeth | Pitch circle Dia. | rpm of small (faster) sprocket z ₁ | | | | | | | | | | | | | | | | | |
|--------------------|-------------------|---|-------|-------|-------|-------|--------|-------|-------|--------|--------|--------|--------|--------|--------|--------|-------|-----|-----|
| | | Z | mm | 5 | 10 | 15 | 20 | 30 | 40 | 50 | 60 | 80 | 100 | 150 | 175 | 200 | 250 | 300 | 350 |
| 13 | 318,41 | 4,94 | 9,22 | 13,28 | 17,17 | 24,79 | 32,15 | 39,25 | 46,26 | 59,89 | 73,25 | 105,73 | 120,96 | 123,50 | 110,81 | 89,65 | 62,50 | | |
| 15 | 366,50 | 5,77 | 10,74 | 15,48 | 20,12 | 28,93 | 37,47 | 45,85 | 53,97 | 69,95 | 85,43 | 123,50 | 142,10 | 138,72 | 122,64 | 98,12 | 65,55 | | |
| 17 | 414,69 | 6,61 | 12,35 | 17,76 | 23,01 | 33,07 | 42,88 | 52,45 | 61,74 | 80,01 | 91,35 | 141,26 | 157,33 | 153,09 | 133,65 | 104,88 | 66,82 | | |
| 19 | 462,96 | 7,44 | 13,88 | 20,05 | 25,96 | 37,30 | 48,39 | 59,12 | 69,70 | 90,51 | 104,04 | 159,02 | 171,71 | 165,78 | 143,80 | 109,95 | 66,23 | | |
| 21 | 511,26 | 8,30 | 15,48 | 22,33 | 28,93 | 41,62 | 53,88 | 65,89 | 77,65 | 100,66 | 116,73 | 176,78 | 185,24 | 178,47 | 152,25 | 113,35 | 64,03 | | |
| 23 | 599,61 | 9,14 | 17,08 | 24,61 | 31,89 | 45,93 | 59,46 | 72,75 | 85,43 | 110,81 | 135,33 | 195,39 | 197,93 | 189,47 | 159,86 | 115,88 | 60,06 | | |
| 25 | 607,98 | 9,98 | 18,70 | 26,90 | 34,84 | 50,24 | 65,04 | 79,50 | 93,89 | 121,80 | 148,87 | 214,85 | 209,77 | 199,62 | 165,78 | 115,88 | 54,22 | | |
| Lubrication method | | TYPE 1 | | | | | TYPE 2 | | | | | TYPE 3 | | | | | | | |

Refer multiple strand factor multiplier on table 6, page 13
For requirements at faster speeds, or sprocket sizes contact SKF

Power Rating Tables (kW) – ANSI Chains

Table 10a

35-1 (06C-1); (9.53 mm Pitch) Power ratings in kilowatt (ANSI standard)

| No of teeth | Pitch circle Dia. | rpm (N_1) of small (faster) sprocket z_1 | | | | | | | | | | | | | | | | | |
|--------------------|-------------------|--|------|------|------|------|--------|------|------|------|-------|--------|-------|-------|-------|-------|-------|-------|-------|
| | | Z | mm | 50 | 100 | 200 | 240 | 500 | 700 | 900 | 1 200 | 1 500 | 1 800 | 2 100 | 2 500 | 3 000 | 3 500 | 4 000 | 4 500 |
| 13 | 39,80 | 0,10 | 0,19 | 0,37 | 0,45 | 0,90 | 1,25 | 1,58 | 2,09 | 2,59 | 3,08 | 3,57 | 3,70 | 2,81 | 2,24 | 1,83 | 1,53 | | |
| 15 | 45,81 | 0,11 | 0,22 | 0,43 | 0,51 | 1,04 | 1,43 | 1,83 | 2,41 | 2,98 | 3,55 | 4,12 | 4,59 | 3,49 | 2,77 | 2,27 | 1,90 | | |
| 17 | 51,84 | 0,13 | 0,25 | 0,48 | 0,58 | 1,18 | 1,63 | 2,07 | 2,73 | 3,38 | 4,03 | 4,67 | 5,52 | 4,21 | 3,34 | 2,74 | 2,29 | | |
| 19 | 57,87 | 0,14 | 0,28 | 0,54 | 0,65 | 1,31 | 1,82 | 2,31 | 3,05 | 3,77 | 4,50 | 5,22 | 6,17 | 4,98 | 3,95 | 3,23 | 2,71 | | |
| 21 | 63,91 | 0,16 | 0,31 | 0,60 | 0,72 | 1,45 | 2,01 | 2,56 | 3,37 | 4,18 | 4,98 | 5,77 | 6,82 | 5,78 | 4,59 | 3,75 | 3,15 | | |
| 23 | 69,95 | 0,17 | 0,34 | 0,66 | 0,79 | 1,60 | 2,20 | 2,80 | 3,69 | 4,57 | 5,45 | 6,32 | 7,47 | 6,62 | 5,26 | 4,30 | 3,60 | | |
| 25 | 76,00 | 0,19 | 0,37 | 0,72 | 0,86 | 1,73 | 2,39 | 3,04 | 4,01 | 4,97 | 5,92 | 6,86 | 8,12 | 7,51 | 5,96 | 4,88 | 4,09 | | |
| Lubrication method | | TYPE 1 | | | | | TYPE 2 | | | | | TYPE 3 | | | | | | | |

Table 10b

40-1 (08A-1); (12.70 mm Pitch) Power ratings in kilowatt (ANSI standard)

| No of teeth | Pitch circle Dia. | rpm (N_1) of small (faster) sprocket z_1 | | | | | | | | | | | | | | | | | |
|--------------------|-------------------|--|------|------|------|------|--------|------|------|------|------|------|-------|-------|-------|-------|-------|-------|-------|
| | | Z | mm | 25 | 50 | 100 | 180 | 200 | 300 | 500 | 700 | 900 | 1 000 | 1 200 | 1 400 | 1 600 | 1 800 | 2 500 | 3 000 |
| 13 | 53,07 | 0,12 | 0,23 | 0,46 | 0,80 | 0,89 | 1,31 | 2,13 | 2,95 | 3,74 | 4,15 | 4,94 | 5,73 | 5,33 | 4,47 | 2,73 | 2,08 | | |
| 15 | 61,08 | 0,14 | 0,27 | 0,52 | 0,93 | 1,02 | 1,51 | 2,46 | 3,39 | 4,33 | 4,78 | 5,70 | 6,61 | 6,61 | 5,54 | 3,39 | 2,57 | | |
| 17 | 69,12 | 0,16 | 0,31 | 0,60 | 1,04 | 1,16 | 1,71 | 2,79 | 3,85 | 4,90 | 5,42 | 6,46 | 7,49 | 7,97 | 6,68 | 4,09 | 3,11 | | |
| 19 | 77,16 | 0,18 | 0,34 | 0,66 | 1,17 | 1,29 | 1,91 | 3,12 | 4,30 | 5,48 | 6,06 | 7,22 | 8,37 | 9,43 | 7,90 | 4,83 | 3,67 | | |
| 21 | 85,21 | 0,19 | 0,38 | 0,73 | 1,29 | 1,42 | 2,11 | 3,44 | 4,75 | 6,05 | 6,70 | 7,97 | 9,25 | 10,52 | 9,18 | 5,61 | 4,27 | | |
| 23 | 93,27 | 0,21 | 0,41 | 0,81 | 1,42 | 1,57 | 2,31 | 3,77 | 5,21 | 6,63 | 7,33 | 8,74 | 10,13 | 11,52 | 10,52 | 6,43 | 4,89 | | |
| 25 | 101,33 | 0,23 | 0,45 | 0,87 | 1,54 | 1,70 | 2,51 | 4,10 | 5,66 | 7,21 | 7,97 | 9,50 | 11,01 | 12,52 | 11,92 | 7,28 | 5,54 | | |
| Lubrication method | | TYPE 1 | | | | | TYPE 2 | | | | | | | | | | | | |

Table 10c

41-1 (083-1); (12.70 mm Pitch) Power ratings in kilowatt (ANSI standard)

| No of teeth | Pitch circle Dia. | rpm of small (faster) sprocket z_1 | | | | | | | | | | | | | | | | | |
|--------------------|-------------------|--------------------------------------|------|------|------|------|--------|------|------|------|------|------|-------|-------|-------|-------|-------|-------|-------|
| | | Z | mm | 25 | 50 | 100 | 180 | 200 | 300 | 500 | 700 | 900 | 1 000 | 1 200 | 1 400 | 1 600 | 1 800 | 2 500 | 3 000 |
| 13 | 53,07 | 0,07 | 0,13 | 0,25 | 0,44 | 0,48 | 0,72 | 1,17 | 1,62 | 2,06 | 2,16 | 1,64 | 1,31 | 1,07 | 0,90 | 0,54 | 0,42 | | |
| 15 | 61,08 | 0,07 | 0,15 | 0,29 | 0,51 | 0,56 | 0,83 | 1,35 | 1,87 | 2,38 | 2,63 | 2,04 | 1,62 | 1,32 | 1,11 | 0,68 | 0,51 | | |
| 17 | 69,12 | 0,09 | 0,17 | 0,33 | 0,57 | 0,63 | 0,94 | 1,53 | 2,12 | 2,69 | 2,98 | 2,45 | 1,95 | 1,60 | 1,34 | 0,82 | 0,62 | | |
| 19 | 77,16 | 0,10 | 0,19 | 0,37 | 0,64 | 0,71 | 1,05 | 1,72 | 2,36 | 3,01 | 3,33 | 2,90 | 2,31 | 1,89 | 1,58 | 0,96 | 0,73 | | |
| 21 | 85,21 | 0,10 | 0,21 | 0,40 | 0,71 | 0,78 | 1,16 | 1,89 | 2,62 | 3,33 | 3,69 | 3,37 | 2,68 | 2,19 | 1,84 | 1,12 | 0,85 | | |
| 23 | 93,27 | 0,12 | 0,22 | 0,44 | 0,78 | 0,86 | 1,27 | 2,07 | 2,86 | 3,65 | 4,04 | 3,86 | 3,07 | 2,51 | 2,10 | 1,28 | 0,98 | | |
| 25 | 101,33 | 0,13 | 0,25 | 0,48 | 0,84 | 0,93 | 1,38 | 2,25 | 3,11 | 3,96 | 4,39 | 4,38 | 3,48 | 2,84 | 2,39 | 1,45 | 1,11 | | |
| Lubrication method | | TYPE 1 | | | | | TYPE 2 | | | | | | | | | | | | |

For multiple strand ratings – Refer multiple strand factor multiplier on page.
For requirements at faster speeds, or sprocket sizes contact SKF

Power Rating Tables (kW) – ANSI Chains

Table 10d

50-1 (10A-1); (15.875 mm Pitch) Power ratings in kilowatt (ANSI standard)

| No of teeth | Pitch circle Dia. | rpm of small (faster) sprocket z ₁ | | | | | | | | | | | | | | | | | |
|--------------------|-------------------|---|------|------|------|------|------|--------|------|-------|-------|-------|-------|--------|-------|-------|-------|-------|-------|
| | | Z | mm | 10 | 25 | 50 | 100 | 140 | 200 | 300 | 500 | 700 | 900 | 1 200 | 1 500 | 1 800 | 2 100 | 2 500 | 3 000 |
| 13 | 66,34 | 0,10 | 0,23 | 0,46 | 0,89 | 1,22 | 1,72 | 2,54 | 4,15 | 5,73 | 7,29 | 9,61 | 7,03 | 5,34 | 4,24 | 3,27 | 2,48 | | |
| 15 | 76,35 | 0,11 | 0,27 | 0,52 | 1,02 | 1,41 | 1,98 | 2,93 | 4,78 | 6,61 | 8,41 | 11,09 | 8,71 | 6,62 | 5,26 | 4,04 | 3,08 | | |
| 17 | 86,39 | 0,13 | 0,31 | 0,60 | 1,16 | 1,60 | 2,25 | 3,32 | 5,42 | 7,49 | 9,53 | 12,57 | 10,50 | 7,99 | 6,34 | 4,89 | 3,72 | | |
| 19 | 96,45 | 0,14 | 0,34 | 0,66 | 1,29 | 1,78 | 2,51 | 3,72 | 6,06 | 8,37 | 10,65 | 14,05 | 12,41 | 9,44 | 7,50 | 5,77 | 4,39 | | |
| 21 | 106,51 | 0,16 | 0,38 | 0,73 | 1,43 | 1,98 | 2,78 | 4,10 | 6,70 | 9,25 | 11,78 | 15,52 | 14,43 | 10,97 | 8,71 | 6,71 | 5,10 | | |
| 23 | 116,59 | 0,17 | 0,41 | 0,81 | 1,57 | 2,16 | 3,04 | 4,49 | 7,33 | 10,13 | 12,90 | 17,00 | 16,53 | 12,58 | 9,98 | 7,68 | 5,85 | | |
| 25 | 126,66 | 0,19 | 0,45 | 0,87 | 1,70 | 2,35 | 3,31 | 4,89 | 7,97 | 11,02 | 14,02 | 18,48 | 18,73 | 14,26 | 11,31 | 8,71 | 6,62 | | |
| Lubrication method | | TYPE 1 | | | | | | TYPE 2 | | | | | | TYPE 3 | | | | | |

Table 10e

60-1 (12A-1); (19.05 mm Pitch) Power ratings in kilowatt (ANSI standard)

| No of teeth | Pitch circle Dia. | rpm of small (faster) sprocket z ₁ | | | | | | | | | | | | | | | | | |
|--------------------|-------------------|---|------|------|------|------|------|--------|-------|-------|-------|-------|-------|--------|-------|-------|-------|-------|-------|
| | | Z | mm | 10 | 25 | 50 | 100 | 120 | 200 | 400 | 600 | 800 | 1 000 | 1 200 | 1 400 | 1 800 | 2 000 | 2 500 | 3 000 |
| 13 | 79,60 | 0,16 | 0,40 | 0,78 | 1,52 | 1,81 | 2,95 | 5,75 | 7,12 | 11,19 | 13,86 | 11,36 | 9,01 | 6,18 | 5,28 | 3,77 | 2,87 | | |
| 15 | 91,62 | 0,19 | 0,46 | 0,90 | 1,75 | 2,09 | 3,41 | 6,64 | 8,22 | 12,91 | 15,99 | 14,08 | 11,18 | 7,66 | 6,54 | 4,68 | 3,56 | | |
| 17 | 103,67 | 0,22 | 0,52 | 1,02 | 1,98 | 2,36 | 3,86 | 7,52 | 9,32 | 14,64 | 18,13 | 16,99 | 13,48 | 9,25 | 7,89 | 5,65 | 4,30 | | |
| 19 | 115,74 | 0,25 | 0,59 | 1,14 | 2,22 | 2,65 | 4,32 | 8,41 | 10,41 | 16,35 | 20,26 | 20,07 | 15,93 | 10,93 | 9,33 | 6,68 | 5,08 | | |
| 21 | 127,82 | 0,27 | 0,65 | 1,26 | 2,45 | 2,92 | 4,77 | 9,30 | 11,51 | 18,08 | 22,39 | 23,32 | 18,51 | 12,70 | 10,84 | 7,76 | 5,90 | | |
| 23 | 139,90 | 0,30 | 0,71 | 1,38 | 2,69 | 3,20 | 5,23 | 10,18 | 12,61 | 19,80 | 24,53 | 26,74 | 21,22 | 14,55 | 12,43 | 8,89 | 6,77 | | |
| 25 | 151,99 | 0,32 | 0,78 | 1,50 | 2,92 | 3,48 | 5,68 | 11,06 | 13,70 | 21,52 | 26,66 | 30,30 | 24,04 | 16,49 | 14,08 | 10,08 | 7,66 | | |
| Lubrication method | | TYPE 1 | | | | | | TYPE 2 | | | | | | TYPE 3 | | | | | |

Table 10f

60H-1; (19.05 mm Pitch) Power ratings in kilowatt (ANSI standard)

| No of teeth | Pitch circle Dia. | rpm of small (faster) sprocket z ₁ | | | | | | | | | | | | | | | | | |
|--------------------|-------------------|---|------|------|------|------|------|--------|-------|-------|-------|-------|-------|--------|-------|-------|-------|-------|-------|
| | | Z | mm | 10 | 25 | 50 | 90 | 100 | 200 | 400 | 600 | 800 | 1 000 | 1 200 | 1 400 | 1 800 | 2 000 | 2 500 | 3 000 |
| 13 | 79,60 | 0,19 | 0,46 | 0,90 | 1,59 | 1,75 | 3,42 | 6,64 | 9,80 | 12,92 | 14,93 | 11,36 | 9,01 | 6,18 | 5,28 | 3,77 | 2,87 | | |
| 15 | 91,62 | 0,22 | 0,54 | 1,04 | 1,83 | 2,02 | 3,94 | 7,66 | 11,31 | 14,91 | 18,47 | 14,08 | 11,18 | 7,66 | 6,54 | 4,68 | 3,56 | | |
| 17 | 103,67 | 0,25 | 0,60 | 1,18 | 2,07 | 2,30 | 4,47 | 8,68 | 12,82 | 16,90 | 20,93 | 16,99 | 13,48 | 9,25 | 7,89 | 5,65 | 4,30 | | |
| 19 | 115,74 | 0,28 | 0,68 | 1,32 | 2,32 | 2,57 | 4,99 | 9,71 | 14,33 | 18,89 | 23,39 | 20,07 | 15,93 | 10,93 | 9,33 | 6,68 | 5,08 | | |
| 21 | 127,82 | 0,31 | 0,75 | 1,45 | 2,57 | 2,83 | 5,51 | 10,73 | 15,84 | 20,87 | 25,86 | 23,32 | 18,51 | 15,15 | 10,84 | 7,76 | 5,90 | | |
| 23 | 139,90 | 0,34 | 0,82 | 1,60 | 2,80 | 3,10 | 6,04 | 11,75 | 17,34 | 22,86 | 28,33 | 26,74 | 21,22 | 14,55 | 12,43 | 8,89 | 6,77 | | |
| 25 | 151,99 | 0,37 | 0,90 | 1,74 | 3,05 | 3,37 | 6,56 | 12,77 | 18,85 | 24,85 | 30,79 | 30,30 | 24,04 | 16,49 | 14,08 | 10,08 | 7,66 | | |
| Lubrication method | | TYPE 1 | | | | | | TYPE 2 | | | | | | TYPE 3 | | | | | |

For multiple strand ratings – Refer multiple strand factor multiplier on page.
For requirements at faster speeds, or sprocket sizes contact SKF

Power Rating Tables (kW) – ANSI Chains

Table 10g

80-1 (16A-1); (25.4 mm Pitch) Power ratings in kilowatt (ANSI standard)

| No of teeth | Pitch circle Dia. | rpm of small (faster) sprocket z ₁ | | | | | | | | | | | | | | | | | |
|--------------------|-------------------|---|------|------|------|--------|-------|-------|-------|-------|--------|-------|-------|-------|-------|-------|-------|-------|-------|
| | | Z | mm | 10 | 25 | 50 | 75 | 100 | 300 | 500 | 700 | 900 | 1 200 | 1 400 | 1 600 | 1 800 | 2 000 | 2 500 | 3 000 |
| 13 | 106,14 | 0,39 | 0,94 | 1,83 | 2,69 | 3,55 | 10,19 | 19,82 | 22,98 | 22,01 | 14,30 | 11,35 | 9,29 | 7,78 | 6,65 | 4,75 | 3,62 | | |
| 15 | 122,17 | 0,45 | 1,08 | 2,10 | 3,10 | 4,10 | 11,76 | 19,20 | 26,52 | 27,29 | 17,72 | 14,06 | 11,51 | 9,65 | 8,24 | 5,89 | 4,48 | | |
| 17 | 138,23 | 0,51 | 1,22 | 2,39 | 3,52 | 4,64 | 13,32 | 21,76 | 30,06 | 32,92 | 21,38 | 16,97 | 13,89 | 11,64 | 9,94 | 7,11 | 5,41 | | |
| 19 | 154,32 | 0,57 | 1,37 | 2,66 | 3,94 | 5,18 | 14,89 | 24,32 | 33,59 | 38,90 | 25,27 | 20,05 | 16,41 | 13,76 | 11,74 | 8,40 | | | |
| 21 | 170,42 | 0,63 | 1,51 | 2,95 | 4,35 | 5,74 | 16,46 | 26,88 | 37,13 | 45,20 | 29,36 | 23,30 | 19,07 | 15,98 | 13,64 | 9,77 | | | |
| 23 | 186,54 | 0,69 | 1,66 | 3,23 | 4,77 | 6,28 | 18,03 | 29,44 | 40,66 | 51,76 | 33,65 | 26,71 | 21,86 | 18,31 | 15,64 | 11,19 | | | |
| 25 | 202,66 | 0,75 | 1,81 | 3,51 | 5,18 | 6,83 | 19,60 | 32,00 | 44,20 | 56,26 | 38,14 | 30,27 | 24,77 | 20,76 | 17,72 | 6,09 | | | |
| Lubrication method | | TYPE 1 | | | | TYPE 2 | | | | | TYPE 3 | | | | | | | | |

Table 10h

80H-1; (25.4 mm Pitch) Power ratings in kilowatt (ANSI standard)

| No of teeth | Pitch circle Dia. | rpm of small (faster) sprocket z ₁ | | | | | | | | | | | | | | | | | |
|--------------------|-------------------|---|------|------|------|--------|-------|-------|-------|-------|--------|-------|-------|-------|-------|-------|-------|-------|-------|
| | | Z | mm | 10 | 25 | 50 | 70 | 100 | 300 | 500 | 700 | 900 | 1 200 | 1 400 | 1 600 | 1 800 | 2 000 | 2 500 | 3 000 |
| 13 | 106,14 | 0,43 | 1,04 | 2,04 | 2,81 | 3,96 | 11,38 | 18,59 | 25,68 | 22,01 | 14,30 | 11,35 | 9,29 | 7,78 | 6,65 | 4,75 | 3,62 | | |
| 15 | 122,17 | 0,50 | 1,21 | 2,35 | 3,25 | 4,57 | 13,14 | 21,45 | 29,62 | 27,29 | 17,72 | 14,06 | 11,51 | 9,65 | 8,24 | 5,89 | 4,48 | | |
| 17 | 138,23 | 0,57 | 1,37 | 2,66 | 3,69 | 5,18 | 14,88 | 24,31 | 33,58 | 32,92 | 21,38 | 16,97 | 13,89 | 11,64 | 9,94 | 7,11 | 5,41 | | |
| 19 | 154,32 | 0,63 | 1,53 | 2,98 | 4,12 | 5,80 | 16,64 | 27,17 | 37,52 | 38,90 | 25,27 | 20,05 | 16,41 | 13,76 | 11,74 | 8,40 | | | |
| 21 | 170,42 | 0,70 | 1,69 | 3,29 | 4,55 | 6,41 | 18,39 | 30,03 | 41,48 | 45,20 | 29,36 | 23,30 | 19,07 | 15,98 | 13,64 | | | | |
| 23 | 186,54 | 0,77 | 1,85 | 3,60 | 4,98 | 7,01 | 20,14 | 32,89 | 45,42 | 51,81 | 33,65 | 26,71 | 21,86 | 18,31 | 15,64 | | | | |
| 25 | 202,66 | 0,84 | 2,01 | 3,92 | 5,42 | 7,62 | 21,90 | 35,75 | 49,38 | 58,71 | 38,14 | 30,27 | 24,77 | 20,76 | 17,72 | | | | |
| Lubrication method | | TYPE 1 | | | | TYPE 2 | | | | | TYPE 3 | | | | | | | | |

Table 10i

100-1 (20A-1); (31.75 mm Pitch) Power ratings in kilowatt (ANSI standard)

| No of teeth | Pitch circle Dia. | rpm of small (faster) sprocket z ₁ | | | | | | | | | | | | | | | | | |
|--------------------|-------------------|---|------|------|------|--------|-------|-------|-------|-------|--------|-------|-------|-------|-------|-------|-------|-------|-------|
| | | Z | mm | 10 | 25 | 50 | 71 | 100 | 150 | 200 | 400 | 600 | 800 | 1 000 | 1 200 | 1 400 | 1 600 | 1 800 | 2 000 |
| 13 | 132,67 | 0,75 | 1,80 | 3,49 | 4,89 | 6,80 | 10,03 | 13,23 | 25,72 | 37,96 | 31,41 | 22,47 | 17,10 | 13,56 | 11,10 | 9,30 | 7,94 | | |
| 15 | 152,71 | 0,86 | 2,07 | 4,04 | 5,65 | 7,84 | 11,58 | 15,26 | 29,68 | 43,81 | 38,93 | 27,85 | 21,19 | 16,81 | 13,76 | 11,53 | 9,85 | | |
| 17 | 172,79 | 0,98 | 2,35 | 4,57 | 6,40 | 8,89 | 13,12 | 17,29 | 33,64 | 49,65 | 46,96 | 33,61 | 25,57 | 20,28 | 16,61 | 13,91 | 11,88 | | |
| 19 | 192,90 | 1,09 | 2,63 | 5,11 | 7,15 | 9,94 | 14,67 | 19,33 | 37,60 | 55,49 | 55,49 | 39,70 | 30,21 | 23,97 | 19,62 | 16,44 | 14,04 | | |
| 21 | 213,03 | 1,20 | 2,90 | 5,65 | 7,91 | 10,98 | 16,21 | 21,37 | 41,56 | 61,33 | 64,48 | 46,14 | 35,10 | 27,85 | 22,80 | 19,11 | 16,32 | | |
| 23 | 233,17 | 1,32 | 3,18 | 6,18 | 8,65 | 12,03 | 17,75 | 23,39 | 45,51 | 67,17 | 73,91 | 52,88 | 40,23 | 31,92 | 26,13 | 21,90 | 18,69 | | |
| 25 | 253,32 | 1,43 | 3,45 | 6,72 | 9,41 | 13,07 | 19,29 | 25,43 | 49,47 | 73,01 | 83,75 | 59,93 | 45,59 | 36,17 | 29,61 | 24,81 | 0,00 | | |
| Lubrication method | | TYPE 1 | | | | TYPE 2 | | | | | TYPE 3 | | | | | | | | |

For multiple strand ratings – Refer multiple strand factor multiplier on page.
For requirements at faster speeds, or sprocket sizes contact SKF

Power Rating Tables (kW) – ANSI Chains

Table 10j

100H-1; (31.75 mm Pitch) Power ratings in kilowatt (ANSI standard)

| No of teeth | Pitch circle Dia. | rpm of small (faster) sprocket z ₁ | | | | | | | | | | | | | | | | | |
|--------------------|-------------------|---|------|------|------|--------|-------|-------|-------|-------|-------|--------|-------|-------|-------|-------|-------|-------|-------|
| | | Z | mm | 10 | 25 | 50 | 58 | 100 | 200 | 300 | 400 | 500 | 600 | 700 | 800 | 900 | 1 000 | 1 200 | 1 800 |
| 13 | 132,67 | 0,81 | 1,97 | 3,83 | 4,42 | 7,45 | 14,49 | 21,38 | 28,18 | 34,91 | 41,59 | 38,37 | 31,41 | 26,32 | 22,47 | 17,10 | 9,30 | | |
| 15 | 152,71 | 0,94 | 2,27 | 4,42 | 5,10 | 8,59 | 16,72 | 24,67 | 32,52 | 40,28 | 47,99 | 47,56 | 38,93 | 32,62 | 27,85 | 21,19 | 11,53 | | |
| 17 | 172,79 | 1,07 | 2,57 | 5,01 | 5,77 | 9,74 | 18,94 | 27,96 | 36,85 | 45,66 | 54,39 | 57,37 | 46,96 | 39,36 | 33,61 | 25,57 | 13,91 | | |
| 19 | 192,90 | 1,19 | 2,88 | 5,60 | 6,45 | 10,88 | 21,17 | 31,25 | 41,19 | 51,03 | 60,78 | 67,80 | 55,49 | 46,51 | 39,70 | 30,21 | 16,44 | | |
| 21 | 213,03 | 1,32 | 3,18 | 6,18 | 7,13 | 12,03 | 23,40 | 34,54 | 45,52 | 56,40 | 67,18 | 77,90 | 64,48 | 54,03 | 46,14 | 35,10 | 19,11 | | |
| 23 | 233,17 | 1,45 | 3,48 | 6,77 | 7,81 | 13,17 | 25,63 | 37,83 | 49,86 | 61,77 | 73,59 | 85,32 | 73,91 | 61,93 | 52,88 | 40,23 | 21,90 | | |
| 25 | 253,32 | 1,57 | 3,78 | 7,36 | 8,49 | 14,32 | 27,86 | 41,12 | 54,20 | 67,14 | 79,99 | 92,74 | 83,75 | 70,19 | 59,93 | 45,59 | 22,14 | | |
| Lubrication method | | TYPE 1 | | | | TYPE 2 | | | | | | TYPE 3 | | | | | | | |

Table 10k

120-1 (24A-1); (38.10 mm Pitch) Power ratings in kilowatt (ANSI standard)

| No of teeth | Pitch circle Dia. | rpm of small (faster) sprocket z ₁ | | | | | | | | | | | | | | | | | |
|--------------------|-------------------|---|------|-------|-------|--------|-------|-------|-------|-------|--------|--------|--------|-------|-------|-------|-------|-------|-------|
| | | Z | mm | 10 | 25 | 50 | 75 | 100 | 150 | 200 | 300 | 400 | 500 | 600 | 700 | 800 | 900 | 1 000 | 1 200 |
| 13 | 159,20 | 1,26 | 3,04 | 5,90 | 8,71 | 11,48 | 16,94 | 22,33 | 32,96 | 43,44 | 53,82 | 55,94 | 44,39 | 36,34 | 30,45 | 26,00 | 19,78 | | |
| 15 | 183,25 | 1,45 | 3,50 | 6,81 | 10,05 | 13,25 | 19,55 | 25,77 | 38,03 | 50,12 | 62,10 | 69,34 | 55,02 | 45,04 | 37,74 | 32,23 | 24,51 | | |
| 17 | 207,35 | 1,65 | 3,97 | 7,76 | 11,39 | 15,01 | 22,16 | 29,20 | 43,10 | 56,81 | 70,38 | 83,66 | 66,39 | 54,34 | 45,54 | 38,88 | 29,58 | | |
| 19 | 231,48 | 1,84 | 4,43 | 8,62 | 12,73 | 16,78 | 24,76 | 32,64 | 48,17 | 63,49 | 78,66 | 93,71 | 78,44 | 64,20 | 53,81 | 45,94 | 34,95 | | |
| 21 | 255,63 | 2,04 | 4,90 | 9,53 | 14,07 | 18,55 | 27,37 | 36,08 | 53,24 | 70,18 | 86,94 | 103,57 | 91,15 | 74,60 | 62,52 | 53,38 | 40,61 | | |
| 23 | 279,80 | 2,23 | 5,36 | 10,44 | 15,40 | 20,31 | 29,97 | 39,51 | 58,31 | 76,85 | 95,22 | 113,43 | 104,47 | 85,51 | 71,66 | 61,19 | 46,54 | | |
| 25 | 303,99 | 2,42 | 5,83 | 11,35 | 16,75 | 22,07 | 32,58 | 42,95 | 63,38 | 83,54 | 103,50 | 123,29 | 118,39 | 96,91 | 81,21 | 69,34 | 52,75 | | |
| Lubrication method | | TYPE 1 | | | | TYPE 2 | | | | | | TYPE 3 | | | | | | | |

Table 10l

120H-1; (38.10 mm Pitch) Power ratings in kilowatt (ANSI standard)

| No of teeth | Pitch circle Dia. | rpm of small (faster) sprocket z ₁ | | | | | | | | | | | | | | | | | |
|--------------------|-------------------|---|------|-------|-------|--------|-------|-------|-------|-------|--------|--------|--------|-------|-------|-------|-------|-------|-------|
| | | Z | mm | 10 | 25 | 50 | 75 | 100 | 150 | 200 | 300 | 400 | 500 | 600 | 700 | 800 | 900 | 1 000 | 1 200 |
| 13 | 159,20 | 1,36 | 3,27 | 6,37 | 9,41 | 12,40 | 18,30 | 24,12 | 35,60 | 46,92 | 58,13 | 55,94 | 44,39 | 36,34 | 30,45 | 26,00 | 19,78 | | |
| 15 | 183,25 | 1,57 | 3,78 | 7,36 | 10,85 | 14,31 | 21,11 | 27,83 | 41,07 | 54,14 | 67,07 | 69,34 | 55,02 | 45,04 | 37,74 | 32,23 | 24,51 | | |
| 17 | 207,35 | 1,78 | 4,28 | 8,33 | 12,30 | 16,21 | 23,93 | 31,54 | 46,55 | 53,90 | 76,02 | 83,66 | 66,39 | 54,34 | 45,54 | 38,88 | 29,58 | | |
| 19 | 231,48 | 1,98 | 4,79 | 9,32 | 13,75 | 18,12 | 26,74 | 35,26 | 52,03 | 68,58 | 84,96 | 98,85 | 78,44 | 64,20 | 53,81 | 45,94 | 34,95 | | |
| 21 | 255,63 | 2,19 | 5,29 | 10,29 | 15,20 | 20,03 | 29,56 | 38,96 | 57,50 | 75,79 | 93,90 | 111,86 | 91,15 | 74,60 | 62,52 | 53,38 | 40,61 | | |
| 23 | 279,80 | 2,40 | 5,80 | 11,28 | 16,64 | 21,94 | 32,38 | 42,67 | 62,98 | 83,01 | 102,84 | 122,52 | 104,47 | 85,51 | 71,66 | 61,19 | 46,54 | | |
| 25 | 303,99 | 2,61 | 6,30 | 12,26 | 18,09 | 23,84 | 35,19 | 46,39 | 68,46 | 90,24 | 111,79 | 133,17 | 118,39 | 96,91 | 81,21 | 69,34 | 52,75 | | |
| Lubrication method | | TYPE 1 | | | | TYPE 2 | | | | | | TYPE 3 | | | | | | | |

For multiple strand ratings – Refer multiple strand factor multiplier on page.
For requirements at faster speeds, or sprocket sizes contact SKF

Power Rating Tables (kW) – ANSI Chains

Table 10m

140-1 (28A-1); (44.45 mm Pitch) Power ratings in kilowatt (ANSI standard)

| No of teeth | Pitch circle Dia. | rpm of small (faster) sprocket z ₁ | | | | | | | | | | | | | | | | | |
|--------------------|-------------------|---|------|------|-------|-------|--------|-------|-------|-------|--------|--------|--------|--------|--------|-------|-------|-----|-------|
| | | Z | mm | 5 | 10 | 25 | 50 | 75 | 100 | 150 | 200 | 300 | 400 | 500 | 600 | 700 | 800 | 900 | 1 000 |
| 13 | 185,74 | 1,00 | 1,95 | 4,69 | 9,13 | 13,47 | 17,76 | 26,21 | 34,55 | 51,00 | 67,21 | 83,19 | 63,28 | 50,22 | 41,10 | 34,45 | 29,41 | | |
| 15 | 213,79 | 1,16 | 2,25 | 5,42 | 10,53 | 15,55 | 20,49 | 30,24 | 39,87 | 58,84 | 77,55 | 96,08 | 78,44 | 62,25 | 50,94 | 42,69 | 36,46 | | |
| 17 | 241,91 | 1,31 | 2,54 | 6,14 | 11,94 | 17,62 | 23,22 | 34,28 | 45,19 | 66,68 | 87,89 | 108,89 | 94,64 | 75,10 | 61,47 | 51,51 | 43,98 | | |
| 19 | 270,06 | 1,46 | 2,85 | 6,86 | 13,35 | 14,11 | 19,69 | 25,96 | 38,31 | 50,50 | 74,53 | 98,23 | 121,70 | 111,82 | 72,63 | 60,87 | 51,97 | | |
| 21 | 298,24 | 1,62 | 3,15 | 7,58 | 14,75 | 21,77 | 28,69 | 42,34 | 55,82 | 82,37 | 108,57 | 134,51 | 129,93 | 103,11 | 84,39 | 70,73 | 60,39 | | |
| 23 | 326,44 | 1,77 | 3,45 | 8,30 | 16,15 | 23,84 | 31,45 | 46,38 | 61,13 | 90,22 | 118,91 | 147,32 | 148,86 | 118,19 | 96,73 | 81,07 | 69,21 | | |
| 25 | 354,65 | 1,92 | 3,74 | 9,03 | 17,56 | 25,92 | 34,16 | 50,41 | 66,45 | 98,06 | 129,26 | 160,14 | 168,78 | 133,93 | 109,62 | 91,87 | 78,44 | | |
| Lubrication method | | TYPE 1 | | | | | TYPE 2 | | | | | TYPE 3 | | | | | | | |

Table 10n

140H-1; (44.45 mm Pitch) Power ratings in kilowatt (ANSI standard)

| No of teeth | Pitch circle Dia. | rpm of small (faster) sprocket z ₁ | | | | | | | | | | | | | | | | | |
|--------------------|-------------------|---|------|------|-------|-------|--------|-------|-------|--------|--------|--------|--------|--------|--------|-------|-------|-----|-------|
| | | Z | mm | 5 | 10 | 25 | 50 | 75 | 100 | 150 | 200 | 300 | 400 | 500 | 600 | 700 | 800 | 900 | 1 000 |
| 13 | 185,74 | 1,07 | 2,08 | 5,02 | 9,76 | 14,41 | 18,99 | 28,03 | 36,94 | 54,52 | 71,85 | 83,19 | 63,28 | 50,22 | 41,10 | 34,45 | 29,41 | | |
| 15 | 213,79 | 1,24 | 2,40 | 5,79 | 11,26 | 16,62 | 21,91 | 32,34 | 42,62 | 62,90 | 82,91 | 102,72 | 78,44 | 62,25 | 50,94 | 42,69 | 36,46 | | |
| 17 | 241,91 | 1,40 | 2,72 | 6,56 | 12,76 | 18,84 | 24,83 | 36,65 | 48,30 | 71,29 | 93,97 | 116,41 | 94,64 | 75,10 | 61,47 | 51,51 | 43,98 | | |
| 19 | 270,06 | 1,57 | 3,04 | 7,33 | 14,26 | 21,05 | 27,75 | 40,96 | 53,99 | 79,68 | 105,02 | 130,11 | 111,82 | 88,74 | 72,63 | 60,87 | 51,97 | | |
| 21 | 298,24 | 1,73 | 3,36 | 8,11 | 15,77 | 23,28 | 30,68 | 45,27 | 59,67 | 88,07 | 116,08 | 143,81 | 129,93 | 103,11 | 84,39 | 70,73 | 60,39 | | |
| 23 | 326,44 | 1,89 | 3,69 | 8,88 | 17,27 | 25,49 | 33,59 | 49,58 | 65,35 | 96,45 | 127,13 | 157,50 | 148,93 | 118,19 | 96,73 | 81,07 | 69,21 | | |
| 25 | 354,65 | 2,06 | 4,01 | 9,65 | 18,77 | 27,71 | 36,52 | 53,89 | 71,03 | 104,84 | 138,19 | 171,20 | 168,78 | 133,93 | 109,62 | 91,87 | 78,44 | | |
| Lubrication method | | TYPE 1 | | | | | TYPE 2 | | | | | TYPE 3 | | | | | | | |

Table 10o

160-1 (32A-1); (50.80 mm Pitch) Power ratings in kilowatt (ANSI standard)

| No of teeth | Pitch circle Dia. | rpm of small (faster) sprocket z ₁ | | | | | | | | | | | | | | | | | |
|--------------------|-------------------|---|------|-------|-------|-------|--------|-------|-------|--------|--------|--------|--------|--------|--------|--------|-------|-----|-------|
| | | Z | mm | 5 | 10 | 25 | 50 | 75 | 100 | 150 | 200 | 300 | 400 | 500 | 600 | 700 | 800 | 900 | 1 000 |
| 13 | 212,27 | 1,45 | 2,83 | 6,81 | 13,25 | 19,55 | 25,77 | 38,03 | 50,12 | 73,98 | 97,51 | 92,57 | 70,42 | 55,88 | 45,74 | 38,33 | 32,73 | | |
| 15 | 244,33 | 1,68 | 3,26 | 7,86 | 15,29 | 22,56 | 29,74 | 43,88 | 57,84 | 85,36 | 112,51 | 114,73 | 87,28 | 69,27 | 56,69 | 47,51 | 40,57 | | |
| 17 | 276,46 | 1,90 | 3,69 | 8,91 | 17,32 | 25,57 | 33,70 | 49,73 | 65,55 | 96,74 | 127,51 | 138,43 | 105,31 | 83,57 | 68,40 | 57,32 | 48,95 | | |
| 19 | 308,64 | 2,13 | 4,13 | 9,95 | 19,36 | 28,57 | 37,66 | 55,58 | 73,26 | 108,13 | 142,52 | 163,56 | 124,43 | 98,74 | 80,81 | 67,73 | 57,83 | | |
| 21 | 340,84 | 2,35 | 4,57 | 11,00 | 21,40 | 31,58 | 41,63 | 61,43 | 80,97 | 119,51 | 157,52 | 190,06 | 144,58 | 114,73 | 93,91 | 78,70 | 67,19 | | |
| 23 | 373,07 | 2,57 | 5,00 | 12,05 | 23,44 | 34,58 | 45,59 | 67,28 | 88,68 | 130,89 | 172,52 | 213,74 | 165,72 | 131,51 | 107,64 | 90,21 | 77,02 | | |
| 25 | 405,32 | 2,79 | 5,43 | 13,09 | 25,48 | 37,60 | 49,56 | 73,14 | 96,40 | 142,27 | 187,52 | 232,32 | 187,80 | 149,03 | 121,98 | 102,22 | 87,28 | | |
| Lubrication method | | TYPE 1 | | | | | TYPE 2 | | | | | TYPE 3 | | | | | | | |

For multiple strand ratings – Refer multiple strand factor multiplier on page.
For requirements at faster speeds, or sprocket sizes contact SKF

Power Rating Tables (kW) – ANSI Chains

Table 10p

160H-1; (50.80 mm Pitch) Power ratings in kilowatt (ANSI standard)

| No of teeth | Pitch circle Dia. | rpm of small (faster) sprocket z ₁ | | | | | | | | | | | | | | | | | |
|--------------------|-------------------|---|------|-------|-------|--------|-------|-------|--------|--------|--------|--------|--------|--------|--------|--------|-------|-----|-------|
| | | Z | mm | 5 | 10 | 25 | 50 | 75 | 100 | 150 | 200 | 300 | 400 | 500 | 600 | 700 | 800 | 900 | 1 000 |
| 13 | 212,27 | 1,54 | 3,00 | 7,22 | 14,05 | 20,74 | 27,33 | 40,34 | 53,17 | 78,47 | 103,43 | 92,57 | 70,42 | 55,88 | 45,74 | 38,33 | 32,73 | | |
| 15 | 244,33 | 1,78 | 3,46 | 8,33 | 16,21 | 23,92 | 31,53 | 46,54 | 61,35 | 90,54 | 119,35 | 114,73 | 87,28 | 69,27 | 56,69 | 47,51 | 40,57 | | |
| 17 | 276,46 | 2,01 | 3,92 | 9,44 | 18,37 | 27,12 | 35,74 | 52,75 | 69,53 | 102,61 | 135,26 | 138,43 | 105,31 | 83,57 | 68,40 | 57,32 | 48,95 | | |
| 19 | 308,64 | 2,25 | 4,38 | 10,56 | 20,54 | 30,31 | 39,95 | 58,96 | 77,71 | 114,69 | 151,17 | 163,56 | 124,43 | 98,74 | 80,81 | 67,73 | 57,83 | | |
| 21 | 340,84 | 2,49 | 4,84 | 11,67 | 22,69 | 33,50 | 44,15 | 65,16 | 85,89 | 126,76 | 167,08 | 190,06 | 144,58 | 114,73 | 93,91 | 78,70 | 67,19 | | |
| 23 | 373,07 | 2,72 | 5,30 | 12,78 | 24,86 | 36,69 | 48,36 | 71,37 | 94,07 | 138,83 | 182,99 | 217,85 | 165,72 | 131,51 | 107,64 | 90,21 | 77,02 | | |
| 25 | 405,32 | 2,96 | 5,77 | 13,89 | 27,02 | 39,87 | 52,56 | 77,58 | 102,25 | 150,90 | 198,91 | 246,42 | 187,80 | 149,03 | 121,98 | 102,22 | 87,28 | | |
| Lubrication method | | TYPE 1 | | | | TYPE 2 | | | | | | TYPE 3 | | | | | | | |

Table 10q

180-1 (36A-1); (57.15 mm Pitch) Power ratings in kilowatt (ANSI standard)

| No of teeth | Pitch circle Dia. | rpm of small (faster) sprocket z ₁ | | | | | | | | | | | | | | | | | |
|--------------------|-------------------|---|------|------|-------|--------|-------|-------|-------|--------|--------|--------|--------|--------|--------|--------|--------|-----|-----|
| | | Z | mm | 2 | 5 | 10 | 25 | 43 | 50 | 75 | 100 | 150 | 200 | 300 | 400 | 500 | 600 | 700 | 800 |
| 13 | 238,81 | 0,84 | 2,01 | 3,90 | 9,40 | 15,82 | 18,29 | 27,00 | 35,58 | 52,51 | 69,21 | 102,15 | 134,65 | 101,72 | 77,38 | 61,40 | 50,26 | | |
| 15 | 274,88 | 0,96 | 2,31 | 4,50 | 10,85 | 18,26 | 21,10 | 31,15 | 41,05 | 60,59 | 79,87 | 117,87 | 155,36 | 126,07 | 95,91 | 76,11 | 62,29 | | |
| 17 | 311,02 | 1,09 | 2,63 | 5,10 | 12,29 | 20,69 | 23,92 | 35,30 | 46,53 | 68,67 | 90,51 | 133,59 | 176,07 | 152,11 | 115,71 | 91,83 | 75,16 | | |
| 19 | 347,22 | 1,22 | 2,93 | 5,70 | 13,74 | 23,13 | 26,74 | 39,41 | 52,00 | 76,75 | 101,16 | 149,30 | 196,79 | 179,73 | 136,72 | 108,50 | 88,80 | | |
| 21 | 383,45 | 1,34 | 3,24 | 6,30 | 15,19 | 25,57 | 29,55 | 43,60 | 57,48 | 84,83 | 111,81 | 165,02 | 217,50 | 208,84 | 158,87 | 126,07 | 103,19 | | |
| 23 | 419,71 | 1,47 | 3,55 | 6,90 | 16,64 | 28,00 | 32,36 | 47,76 | 62,95 | 92,91 | 122,46 | 180,73 | 238,22 | 239,37 | 182,10 | 144,50 | 118,27 | | |
| 25 | 455,98 | 1,60 | 3,86 | 7,50 | 18,08 | 30,43 | 35,17 | 51,91 | 68,42 | 100,99 | 133,11 | 196,44 | 258,94 | 271,26 | 206,36 | 163,75 | 134,03 | | |
| Lubrication method | | TYPE 1 | | | | TYPE 2 | | | | | | TYPE 3 | | | | | | | |

Table 10r

180H-1; (57.15 mm Pitch) Power ratings in kilowatt (ANSI standard)

| No of teeth | Pitch circle Dia. | rpm of small (faster) sprocket z ₁ | | | | | | | | | | | | | | | | | |
|--------------------|-------------------|---|------|------|-------|--------|-------|-------|-------|--------|--------|--------|--------|--------|--------|--------|--------|-----|-----|
| | | Z | mm | 2 | 5 | 10 | 25 | 37 | 50 | 75 | 100 | 150 | 200 | 300 | 400 | 500 | 600 | 700 | 800 |
| 13 | 238,81 | 0,88 | 2,11 | 4,11 | 9,91 | 14,44 | 19,28 | 28,45 | 37,51 | 55,35 | 72,96 | 107,68 | 141,93 | 101,72 | 77,38 | 61,40 | 50,26 | | |
| 15 | 274,88 | 1,01 | 2,44 | 4,74 | 11,44 | 16,58 | 22,25 | 32,83 | 43,28 | 63,87 | 84,19 | 124,25 | 163,76 | 126,07 | 95,91 | 76,11 | 62,29 | | |
| 17 | 311,02 | 1,15 | 2,79 | 5,38 | 12,96 | 18,88 | 25,21 | 37,21 | 49,04 | 72,38 | 95,41 | 140,81 | 185,60 | 152,11 | 115,71 | 91,83 | 75,16 | | |
| 19 | 347,22 | 1,28 | 3,09 | 6,01 | 14,49 | 21,10 | 28,18 | 41,59 | 54,82 | 80,90 | 106,63 | 157,38 | 207,43 | 179,73 | 136,72 | 108,50 | 88,80 | | |
| 21 | 383,45 | 1,42 | 3,42 | 6,64 | 16,01 | 23,33 | 31,15 | 45,97 | 60,58 | 89,42 | 117,86 | 173,94 | 229,27 | 208,84 | 158,87 | 126,07 | 103,19 | | |
| 23 | 419,71 | 1,55 | 3,74 | 7,27 | 17,53 | 25,55 | 34,11 | 50,34 | 66,36 | 97,93 | 129,08 | 190,51 | 251,10 | 239,37 | 182,10 | 144,50 | 118,27 | | |
| 25 | 455,98 | 1,69 | 4,07 | 7,91 | 19,06 | 27,77 | 37,08 | 54,72 | 72,12 | 106,45 | 140,31 | 207,07 | 272,94 | 271,26 | 206,36 | 163,75 | 134,03 | | |
| Lubrication method | | TYPE 1 | | | | TYPE 2 | | | | | | TYPE 3 | | | | | | | |

For multiple strand ratings – Refer multiple strand factor multiplier on page.
For requirements at faster speeds, or sprocket sizes contact SKF

Power Rating Tables (kW) – ANSI Chains

Table 10s

200-1 (40A-1); (63.5 mm Pitch) Power ratings in kilowatt (ANSI standard)

| No of teeth | Pitch circle Dia. | rpm of small (faster) sprocket z ₁ | | | | | | | | | | | | | | | | | |
|--------------------|-------------------|---|------|------|-------|-------|--------|-------|-------|--------|--------|--------|--------|--------|--------|--------|--------|-----|-----|
| | | Z | mm | 2 | 5 | 10 | 25 | 40 | 50 | 75 | 100 | 150 | 200 | 250 | 300 | 400 | 500 | 600 | 700 |
| 13 | 265,34 | 1,10 | 2,66 | 5,18 | 12,48 | 19,60 | 24,28 | 35,84 | 47,24 | 69,72 | 91,90 | 113,85 | 135,63 | 154,65 | 110,66 | 84,19 | 66,80 | | |
| 15 | 305,42 | 1,28 | 3,07 | 5,98 | 14,41 | 22,62 | 28,02 | 41,35 | 54,51 | 80,45 | 106,04 | 131,36 | 156,50 | 191,68 | 137,16 | 104,34 | 82,80 | | |
| 17 | 345,58 | 1,45 | 3,48 | 6,77 | 16,32 | 25,63 | 31,76 | 46,87 | 61,78 | 91,18 | 120,17 | 148,88 | 177,36 | 231,27 | 165,49 | 125,89 | 99,90 | | |
| 19 | 385,79 | 1,61 | 3,89 | 7,57 | 18,25 | 28,65 | 35,49 | 52,38 | 69,04 | 101,90 | 134,31 | 166,40 | 198,23 | 261,28 | 195,53 | 148,74 | 118,04 | | |
| 21 | 426,05 | 1,78 | 4,30 | 8,37 | 20,16 | 31,67 | 39,23 | 57,90 | 76,31 | 112,62 | 148,45 | 183,91 | 219,09 | 288,78 | 227,20 | 172,84 | 137,16 | | |
| 23 | 466,34 | 1,95 | 4,71 | 9,16 | 22,09 | 34,68 | 42,96 | 63,41 | 83,58 | 123,35 | 163,34 | 201,43 | 239,96 | 316,28 | 260,42 | 198,11 | 157,21 | | |
| 25 | 506,65 | 2,13 | 5,12 | 9,96 | 24,01 | 37,70 | 46,70 | 68,92 | 90,85 | 134,08 | 176,73 | 218,94 | 260,82 | 343,79 | 295,12 | 224,50 | 178,16 | | |
| Lubrication method | | TYPE 1 | | | | | TYPE 2 | | | | | TYPE 3 | | | | | | | |

Table 10t

200H-1; (63.5 mm Pitch) Power ratings in kilowatt (ANSI standard)

| No of teeth | Pitch circle Dia. | rpm of small (faster) sprocket z ₁ | | | | | | | | | | | | | | | | | |
|--------------------|-------------------|---|------|-------|-------|-------|--------|-------|-------|--------|--------|--------|--------|--------|--------|--------|--------|-----|-----|
| | | Z | mm | 2 | 5 | 10 | 25 | 33 | 50 | 75 | 100 | 150 | 200 | 250 | 300 | 400 | 500 | 600 | 700 |
| 13 | 265,34 | 1,21 | 2,92 | 5,68 | 13,67 | 17,85 | 26,60 | 39,26 | 51,75 | 76,38 | 100,67 | 124,72 | 148,57 | 154,65 | 110,66 | 84,19 | 66,80 | | |
| 15 | 305,42 | 1,40 | 3,36 | 6,55 | 15,78 | 20,60 | 30,70 | 45,30 | 59,71 | 88,12 | 116,16 | 143,90 | 171,43 | 191,68 | 137,16 | 104,34 | 82,80 | | |
| 17 | 345,58 | 1,58 | 3,81 | 7,42 | 17,88 | 23,34 | 34,79 | 51,34 | 67,67 | 99,87 | 131,65 | 163,09 | 194,29 | 231,27 | 165,49 | 125,89 | 99,90 | | |
| 19 | 385,79 | 1,77 | 4,26 | 8,30 | 19,99 | 26,09 | 38,88 | 57,38 | 75,64 | 111,62 | 147,13 | 182,29 | 217,15 | 273,26 | 195,53 | 148,74 | 118,04 | | |
| 21 | 426,05 | 1,95 | 4,71 | 9,17 | 22,09 | 28,84 | 42,97 | 63,42 | 83,60 | 123,37 | 162,62 | 201,47 | 240,00 | 317,53 | 227,20 | 172,84 | 137,16 | | |
| 23 | 466,34 | 2,14 | 5,16 | 10,04 | 24,19 | 31,59 | 47,07 | 69,46 | 91,56 | 135,13 | 178,11 | 220,66 | 262,86 | 346,47 | 260,42 | 198,11 | 157,21 | | |
| 25 | 506,65 | 2,33 | 5,61 | 10,91 | 26,30 | 34,33 | 51,16 | 75,50 | 99,52 | 146,88 | 193,59 | 239,85 | 285,72 | 376,60 | 295,12 | 224,50 | 178,16 | | |
| Lubrication method | | TYPE 1 | | | | | TYPE 2 | | | | | TYPE 3 | | | | | | | |

Table 10u

240-1 (48A-1); (76.2 mm Pitch) Power ratings in kilowatt (ANSI standard)

| No of teeth | Pitch circle Dia. | rpm of small (faster) sprocket z ₁ | | | | | | | | | | | | | | | | | |
|--------------------|-------------------|---|------|-------|-------|-------|--------|--------|--------|--------|--------|--------|--------|--------|--------|--------|--------|-----|-----|
| | | Z | mm | 2 | 5 | 10 | 25 | 36 | 50 | 75 | 100 | 150 | 200 | 250 | 300 | 400 | 500 | 600 | 700 |
| 13 | 318,41 | 1,78 | 4,29 | 8,34 | 20,10 | 28,53 | 39,11 | 57,73 | 76,08 | 112,30 | 148,01 | 183,37 | 218,44 | 178,94 | 128,04 | 97,41 | 77,29 | | |
| 15 | 366,50 | 2,05 | 4,95 | 9,62 | 23,20 | 32,92 | 45,13 | 66,60 | 87,79 | 129,57 | 170,78 | 211,58 | 252,05 | 221,79 | 158,70 | 120,73 | 95,80 | | |
| 17 | 414,69 | 2,33 | 5,61 | 10,91 | 26,29 | 37,31 | 51,15 | 75,49 | 99,49 | 146,84 | 193,55 | 239,79 | 285,66 | 267,59 | 191,47 | 145,66 | 115,59 | | |
| 19 | 462,96 | 2,60 | 6,27 | 12,19 | 29,38 | 41,70 | 57,17 | 84,37 | 111,20 | 164,12 | 216,33 | 268,00 | 319,27 | 316,17 | 226,23 | 172,10 | 136,58 | | |
| 21 | 511,26 | 2,87 | 6,93 | 13,48 | 32,48 | 46,10 | 63,18 | 93,25 | 122,91 | 181,40 | 239,09 | 296,21 | 352,87 | 367,39 | 262,88 | 199,98 | 158,70 | | |
| 23 | 599,61 | 3,15 | 7,59 | 14,76 | 35,57 | 50,48 | 69,20 | 102,13 | 134,62 | 124,07 | 261,86 | 324,42 | 386,48 | 421,10 | 301,32 | 229,22 | 181,90 | | |
| 25 | 607,98 | 3,42 | 8,25 | 16,05 | 38,67 | 54,87 | 75,22 | 111,01 | 146,32 | 215,94 | 284,64 | 352,63 | 420,09 | 477,20 | 341,46 | 259,76 | 206,13 | | |
| Lubrication method | | TYPE 1 | | | | | TYPE 2 | | | | | TYPE 3 | | | | | | | |

For multiple strand ratings – Refer multiple strand factor multiplier on page.
For requirements at faster speeds, or sprocket sizes contact SKF

Power Rating Tables (kW) – ANSI Chains

Table 10v

240H-1; (76.2 mm Pitch) Power ratings in kilowatt (ANSI standard)

| No of teeth | Pitch circle Dia. | rpm of small (faster) sprocket z_1 | | | | | | | | | | | | | | | | | |
|--------------------|-------------------|--------------------------------------|------|-------|-------|-------|--------|--------|--------|--------|--------|--------|--------|--------|--------|--------|--------|-----|-----|
| | | Z | mm | 2 | 5 | 10 | 25 | 27 | 50 | 75 | 100 | 150 | 200 | 250 | 300 | 400 | 500 | 600 | 700 |
| 13 | 318,41 | 2,05 | 4,95 | 9,63 | 23,22 | 25,00 | 45,16 | 66,66 | 87,86 | 129,66 | 170,91 | 211,74 | 252,24 | 178,94 | 128,04 | 97,41 | 77,29 | | |
| 15 | 366,50 | 2,37 | 5,71 | 11,12 | 26,79 | 28,84 | 52,11 | 76,91 | 101,37 | 149,61 | 197,21 | 244,32 | 291,04 | 221,79 | 158,70 | 120,73 | 95,80 | | |
| 17 | 414,69 | 2,69 | 6,48 | 12,60 | 30,36 | 32,69 | 59,06 | 87,16 | 114,89 | 169,56 | 223,49 | 276,89 | 329,85 | 267,59 | 191,47 | 145,66 | 115,59 | | |
| 19 | 462,96 | 3,01 | 7,24 | 14,08 | 33,93 | 36,53 | 66,01 | 97,42 | 128,41 | 189,51 | 249,79 | 309,46 | 368,66 | 316,17 | 226,23 | 172,10 | 136,58 | | |
| 21 | 511,26 | 3,32 | 8,00 | 15,56 | 37,50 | 40,38 | 72,96 | 107,67 | 141,92 | 209,46 | 276,08 | 342,03 | 407,46 | 367,39 | 262,88 | 199,98 | 158,70 | | |
| 23 | 599,61 | 3,63 | 8,76 | 17,05 | 41,07 | 44,22 | 79,90 | 117,93 | 155,44 | 229,41 | 302,38 | 374,61 | 446,26 | 421,10 | 301,32 | 229,22 | 181,90 | | |
| 25 | 607,98 | 3,95 | 9,53 | 18,52 | 44,65 | 48,07 | 86,85 | 128,19 | 168,95 | 249,36 | 328,67 | 407,19 | 485,07 | 477,20 | 341,46 | 259,76 | 206,13 | | |
| Lubrication method | | TYPE 1 | | | | | TYPE 2 | | | | | TYPE 3 | | | | | | | |

For multiple strand ratings – Refer multiple strand factor multiplier on page.
For requirements at faster speeds, or sprocket sizes contact SKF



Basic Selection procedure

The following are the basic procedures, based on the above guidelines and stated parameters, for the correct selection of a standard transmission chains

- Establish the power (P_M) in kw for BS/DIN chains, or HP for ANSI series, to be transmitted. If the actual demand power is indeterminate, use the motor / prime-mover nameplate power.
- From Tables 2.1 and 2.2 select the relevant Service Factors for (a) the application (F_a) and (b) the speed (F_n) also considering all aspects of the additional factors detailed in the table footnote.
- Multiply the power by the Service Factor(s)... This will give the Design power (P_D)... the basis for selection

$$P_D = P_M \times F_a \times F_n \quad (\text{kW or HP})$$

- Confirm the ratio of the sprockets required to obtain the final (driven) speed, by dividing the faster speed by the low rpm.

$$\text{Sprocket ratio (i)} = \frac{\text{Faster speed } N_1}{\text{Faster speed } N_2} = \frac{Z_2}{Z_1}$$

- Select sprockets (Z_1 and Z_2) that will meet the ratio requirements.

As a general rule

- start with the smaller sprocket (Z_1) being 19T.
- If the ratio is close to 1:1, try to use a larger number of teeth.
- For the benefit of even wear, use odd number of teeth on at least one of the sprockets.
- Avoid even numbers on both sprockets if possible.
- From either the BS / DIN (kW) Tables (→ pages 15–18) or the ANSI (kW) (→ pages 19–26) select a chain that has sufficient or greater capacity than the figure calculated in 6.3 above.
NOTE: This selection is based on the faster sprocket speed (N_1)
- Check the pitch diameters of the sprockets selected, either from the **SKF PT General Catalogue PUB PT 11015 EN** (→ pages 163–236), or from the following formulae:

$$D_p = \text{Sin} \left(\frac{180}{Z} \right)^{-1}_{xp}$$

Where:

D_p Pitch Diameter

p chain pitch

z No. of sprocket teeth

Use either mm, or inch
for BOTH measurements
(mm or inch)

- If the diameter is too large, consider a smaller pitch chain in multiple strands. For multiple strand chains, the power capacities shown in the Power Ratings tables MUST be re-adjusted by the factors shown in **Table 6, page 13** above.
- Calculate the actual chain length (L) ensuring the shaft centres are between 30 and 80 pitches in length. Where possible the total chain length, including the complete number of pitches, including the connector id=s an even number, to avoid the use of an offset link (non-preferred).
- A check should also be made of the hub capacity to accept the required finished bore. Refer **SKF PT General Catalogue PUB PT 11015 EN** (→ pages 163–236).

Special considerations

- If the chain is operating outside the $-10\text{ }^{\circ}\text{C}$ to $+150\text{ }^{\circ}\text{C}$ temperature range, the power rating values obtained in either (6.5) or (6.7) above, the power ratings obtained from the Power Ratings Tables, must be re-adjusted according to the factors shown in **table 3, page 11**.
- For materials other than the standard chains, (e.g. 300 and 400 class stainless steel) refer to SKF PTP for ratings).
- Refer to the INSTALLATION & MAINTENANCE instructions for guidelines on correct layouts, installation procedures, and lubrication types and recommendations

Example

A chain drive is required for the final stage on a conveyor drive, from the out shaft of the gear reducer (57 rpm) to the conveyor head shaft (32 rpm). The electric motor power is 7.5 kW. The loading is light duty, with the shaft centre adjustable to suit. Shaft diameters are 65 mm and 55 mm respectively, with no space restrictions

Step 1: Establish the Service Factor for the application

From **table 1, page 10** the Service Factor for the duty given (uniform) is 1.0

Step 2: Calculate the Design Power (DP)

$$DP = 1.0 \times 7.5 = 7.5\text{ kW}$$

Step 3: Establish the ratio for the sprocket and select suitable teeth numbers

$$i = \frac{57}{32} = 1.78:1$$

Step 4: Make tentative selection of sprockets based on the ratio calculated in **step 3**

17T – 30T,

(most economical, but also 19T – 34T* and 21T – 38T give an acceptable ratio (*however the 34T is non standard size and should be avoided)

Step 5: Check the ratings table (BS/DIN) based on 17T @ 57rpm

If necessary consider multi strand chains, using the the Multiple Strand Factor (K2) to correct the chain capacity.

5(i) From the Power Ratings Tables for DIN/BS chain on **pages 15–18**, it can be seen that for a 17 Tooth sprocket at 57rpm, for 24B-1, **, by interpolation, has a capacity of**

$$kW = 9.61 + \left[\frac{13.54 - 9.61}{25} \times 7 \right]$$

$$= 10.71\text{ kW}$$

5(ii) (NOTE: By using a Duplex chain 20B-2, a smaller drive is possible, with a capacity of 9.26 kW... (including the Multiple Strand Factor K2 of 1.7, as shown in **table 6, page 13**, still with sufficient capacity for the application).

Step 6: Check sprocket Diameters and bore capacities either by calculation ...

$$D_p = \text{Sin} \left(\frac{180}{z} \right)^{-1} \times p$$

Where:

D_p Pitch Diameter (mm or inch)

Z No. of Sprocket Teeth

P Chain pitch (mm or inch)

or referring to **SKF PT General Catalogue 11015 EN (II), page 173**

| | | |
|---------------|-------|------------|
| PHS 24B-1BH17 | D_p | Ø207,35 mm |
| PHS 24B-1B30 | D_p | Ø364,49 mm |

Alternatively,

| | | |
|--------------|-------|------------|
| PHS 20-2BH17 | D_p | Ø172,79 mm |
| PHS 20B-2B30 | D_p | Ø303,75 mm |

Note the smaller sprockets (17T) above are both offered with hardened teeth, as standard, indicated by the "H" in the designation

Step 7

Calculate the chain length.

The centres should be between 30 and 80 pitches for good life.

Use the formulae in (7) above.

$$L = \frac{Z_2 + Z_1}{2} + 2C + \frac{K}{C}$$

This calculates the length in pitches so the actual chain length (even in number preferably, to avoid the use of offset links) will be determined by the actual chain pitch chosen

NOTE: If the above example was operating at a temperature above 150 °C, the Power ratings would have to be re-rated, by a factor of 0,75, resulting in the 20B-2 no longer being an option.

Additionally, the 24B chain originally selected would need to be changed to a DUPLEX e.g. 24B-2. (The sprocket diameters will remain the same).

If we take the centre at (say) 40 pitches...

$$L = \frac{30 + 17}{2} + 80 + \frac{4.28}{40}$$

= 103.6 pitches

Use 104 pitches including connector

(i) 104 pitches (3,962.4mm) PHC 24B-1...

(ii) 104 pitches (3,303,0mm) PHC 20B-2...

The option of the 20B-2 offers a more compact and cost effective solution in this instance.

1 1 off PHS 20B-2BH17

2 1 off PHS 20B-2B30

3 3,303 mm PHC 20B-2... including the connector

Sprockets are available with pilot bore, finished bore (upon request), or with the option of a Taper bush, in most sizes. The option of friction-locking assemblies (SKF FX bushings) is also available on request.

NOTE: This chain is usually available in either 10ft OR 5MTR boxes only. Each box contains one (1) connector.

SKF chains

SKF chain range nomenclature has a defined prefix of PHC. All standardized chains we produce conform to conventional basic part number format – ISO, BS, or DIN.

Roller chains

The Roller chains designation format is constant through the range, with the following example to indicate set up.

SKF Designation prefix PHC 80- 1 C X10FT

Chain type _____
ANSI – 25 -240
BS – 05B- 72B

No of strands _____
Simplex – single (-1), Duplex - double (-2)
Triplex – triple (-3)

Supplementary _____
Many different supplementary designations, examples
C- cottared type
SS – stainless steel
C/L – connector link

Note
See SKF product training for full supplementary notations

Chain length _____
Standard box – 10FT or 5MTR
Non standard example – 164LINKS

SKF chains

SKF chain range nomenclature has a defined prefix of PHC. All standardized chains we produce conform to conventional basic part number format – ISO, BS, or DIN.

Special chains – Leaf, Conveyor

The special and conveyor chains designation format is constant through the range, but there are very many combinations of materials, attachments and special considerations, the following is an example to indicate set up.

SKF Designation prefix PHC C2080H- L1A2 X10FT

Chain type _____
Leaf – BL, AL, FL, LL
Conveyor – C, M, FV, Z – variations based on hollow shafts, rollers and side plates heights

Supplementary _____
Many different supplementary designations, examples
C- cottared type
SS – stainless steel
C/L – connector link

Note
See SKF product training for full supplementary notations

Chain length _____
Standard box – 10FT or 5MTR
Non standard example – 164LINKS

Chains (PHC Product Group)

SKF chains completely conform to international standards (ISO) and other advanced industrial standards (i.e. ANSI and DIN) as shown below:

- Short pitch transmission precision roller chains are manufactured according to ISO 606-1994, ASME B29.1M-1993 and DIN 8187/DIN 8188
- Double pitch precision roller chains for transmission and conveyors are manufactured according to ISO 1275-1995, ASME B29.3M-1994/AMSE B29.4M-1994 and DIN 8181-2000
- Short pitch transmission precision bush chains are manufactured according to ISO 1395-1997, ASME B29.12M-1997 and DIN 8154/DIN 8164
- Steel roller chains/attachments (types S and C) are manufactured according to ISO 487-1998, ASME B29.19M-1996 and DIN 8169-1997
- Conveyor chains/attachments are manufactured according to ISO 1977-2000, ASME B29.15M-1997 and DIN 8165/DIN 8166/DIN 8167
- Heavy duty cranked link transmission chains are manufactured according to ISO 3512, ASME B29.10M-1997 and DIN 8182 Leaf chains are manufactured according to ISO 4347-1992, ASME B29.8M-1983 and DIN 8152
- Silent chains are manufactured according to ASME B29.2M-1982 and DIN 8190
- Oil field chains are manufactured according to API SPEC 7F-1993
- Hollow pin chains are manufactured according to ASME B29.27M-2001 and DIN 8168

Depending on the type and style, SKF conveyor chains comply with international standards such as DIN 8187, ISO 1977 and BS 4116 (Part IV).

Other cast and steel chains comply with the relevant industry accepted standards for performance and dimensions.

For the full range of SKF Conveyor Chains, please refer to SKF Conveyor Chain catalogue (**PUB PT/P2 10818 EN, Edition 2**).

For the full range of available sprockets please refer to SKF Power Transmission Products catalogue (**11015 EN, Edition 2, pages 161 to 236**).

This catalogue covers small pitch (SP) transmission drive chains, agricultural chains, SP attachment chain and a limited range of their attachments, where applicable.

For the full range of Long Pitch (LP) series conveyor, elevator and Engineered Steel chains, and attachments, please refer to **SKF PT catalogue PUB PT/P2 10818 EN**.



Typical materials used in the chain construction

| | |
|------------|--|
| Side Plate | 45Mn, 40Cr, 35CrMo, Premium carbon steel no. 45 |
| Roller | Premium carbon steel no. 10, Premium carbon steel no. 45 |
| Bush | 20Mn Premium carbon steel no. 20 |
| Pin | 35CrMo, GCr15, 30CrMnTi, 40Cr, 20CrMnMo |

SKF American standard chains

American standard chains are covered by ISO 606, ANSI B29.1 and DIN 8188 standards.

The pitch sizes covered by this standard are 1/4 to 3 inch. American standard chains have a smaller pin diameter than the European standard equivalent. Wear resistance is therefore reduced when compared with the European standard chains. One exception is the 5/8 inch pitch, as in this case the pin and bushing diameters are larger than the European equivalent.

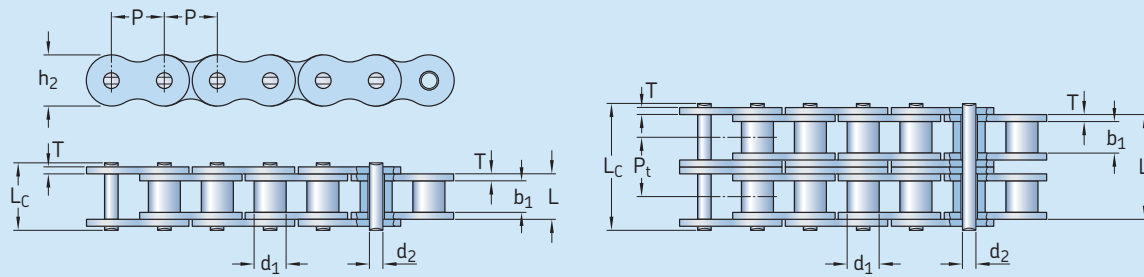
American standard chains are normally referred to under the ANSI standard numbering system, for example a 1/2 inch pitch duplex (double strand) chain would be ANSI 40-2.

The ANSI numbering system works as follows: The first number is the pitch size in 1/8 inch, i.e. $4/8 = 1/2$ inch pitch. The second number refers to the chain being a roller chain, i.e. 0 = roller chain. A number 5 replacing the 0 would indicate a bushing chain and number 1 indicates a narrower series. The suffix, as with European standard chain, refers to the number of strands in the chain, that is in this case 2 = duplex (double strand) chain.

C

Table 1

American Standard chains



| ANSI Chain number | BS/ISO Chain number | Dimensions | | | | | | | | | | Ultimate tensile strength | Average tensile strength | Weight per meter | Designation | | |
|-------------------|---------------------|------------|--------------------|----------------------------|--------------------|------------|--------------------|---------------------|--------------------|-----------------|------------------|---------------------------|--------------------------|------------------|--------------|------|---|
| | | Pitch | Roller diameter | Width between inner plates | Pin diameter | Pin length | | Pin length cottered | Inner plate height | Plate thickness | Transverse pitch | | | | | | |
| - | - | P | d ₁ max | b ₁ max | d ₂ max | L max | L _c max | L _c max | h ₂ max | T max | P _t | Q min | Q ₀ | q | - | | |
| - | - | mm | | | | | | | | | | | | | kN | kg/m | - |
| 15-1* | 03C* | 4,7625 | 2,48 | 2,38 | 1,62 | 6,1 | 6,9 | - | 4,3 | 0,6 | - | 1,8 | 2 | 0,08 | PHC 15-1... | | |
| 25-1* | 04C-1* | 6,350 | 3,30 | 3,18 | 2,31 | 7,90 | 8,40 | - | 6,00 | 0,80 | - | 3,5 | 4,6 | 0,15 | PHC 25-1... | | |
| 35-1* | 06C-1* | 9,525 | 5,08 | 4,77 | 3,58 | 12,40 | 13,17 | - | 9,00 | 1,30 | - | 7,9 | 10,8 | 0,33 | PHC 35-1... | | |
| 41-1 | 085-1 | 12,700 | 7,77 | 6,25 | 3,58 | 13,75 | 15,00 | - | 9,91 | 1,30 | - | 6,7 | 12,6 | 0,41 | PHC 41-1... | | |
| 40-1 | 08A-1 | 12,700 | 7,95 | 7,85 | 3,96 | 16,60 | 17,80 | - | 12,00 | 1,50 | - | 14,1 | 17,5 | 0,62 | PHC 40-1... | | |
| 50-1 | 10A-1 | 15,875 | 10,16 | 9,40 | 5,08 | 20,70 | 22,20 | 23,30 | 15,09 | 2,03 | - | 22,2 | 29,4 | 1,02 | PHC 50-1... | | |
| 60-1 | 12A-1 | 19,050 | 11,91 | 12,57 | 5,94 | 25,90 | 27,70 | 28,30 | 18,00 | 2,42 | - | 31,8 | 41,5 | 1,50 | PHC 60-1... | | |
| 80-1 | 16A-1 | 25,400 | 15,88 | 15,75 | 7,92 | 32,70 | 35,00 | 36,50 | 24,00 | 3,25 | - | 56,7 | 69,4 | 2,60 | PHC 80-1... | | |
| 100-1 | 20A-1 | 31,750 | 19,05 | 18,90 | 9,53 | 40,40 | 44,70 | 44,70 | 30,00 | 4,00 | - | 88,5 | 109,2 | 3,91 | PHC 100-1... | | |
| 120-1 | 24A-1 | 38,100 | 22,23 | 25,22 | 11,10 | 50,30 | 54,30 | 54,30 | 35,70 | 4,80 | - | 127,0 | 156,3 | 5,62 | PHC 120-1... | | |
| 140-1 | 28A-1 | 44,450 | 25,40 | 25,22 | 12,70 | 54,40 | 59,00 | 59,00 | 41,00 | 5,60 | - | 172,4 | 212,0 | 7,50 | PHC 140-1... | | |
| 160-1 | 32A-1 | 50,800 | 28,58 | 31,55 | 14,27 | 64,80 | 69,60 | 69,60 | 47,80 | 6,40 | - | 226,8 | 278,9 | 10,10 | PHC 160-1... | | |
| 180-1 | 36A-1 | 57,150 | 35,71 | 35,48 | 17,46 | 72,80 | 78,60 | 78,60 | 53,60 | 7,20 | - | 280,2 | 341,8 | 13,45 | PHC 180-1... | | |
| 200-1 | 40A-1 | 63,500 | 39,68 | 37,85 | 19,85 | 80,30 | 87,20 | 87,20 | 60,00 | 8,00 | - | 353,8 | 431,6 | 16,15 | PHC 200-1... | | |
| 240-1 | 48A-1 | 76,200 | 47,63 | 47,35 | 23,81 | 95,50 | 103,00 | 103,00 | 72,39 | 9,50 | - | 510,3 | 622,5 | 23,20 | PHC 240-1... | | |
| 25-2* | 04C-2* | 6,350 | 3,30 | 3,18 | 2,31 | 14,5 | 15,0 | - | 6,00 | 0,80 | 6,40 | 7,0 | 8,6 | 0,28 | PHC 25-2... | | |
| 35-2* | 06C-2* | 9,525 | 5,08 | 4,77 | 3,58 | 22,5 | 23,3 | - | 9,00 | 1,30 | 10,13 | 15,8 | 19,7 | 0,63 | PHC 35-2... | | |
| 41-2 | 085-2 | 12,700 | 7,77 | 6,25 | 3,58 | 25,7 | 26,9 | - | 9,91 | 1,30 | 11,95 | 13,3 | 16,9 | 0,81 | PHC 41-2... | | |
| 40-2 | 08A-2 | 12,700 | 7,95 | 7,85 | 3,96 | 31,0 | 32,2 | - | 12,00 | 1,50 | 14,38 | 28,2 | 35,9 | 1,12 | PHC 40-2... | | |
| 50-2 | 10A-2 | 15,875 | 10,16 | 9,40 | 5,08 | 38,9 | 40,4 | 41,2 | 15,09 | 2,03 | 18,11 | 44,4 | 58,1 | 2,00 | PHC 50-2... | | |
| 60-2 | 12A-2 | 19,050 | 11,91 | 12,57 | 5,94 | 48,8 | 50,5 | 51,1 | 18,00 | 2,42 | 22,78 | 63,6 | 82,1 | 2,92 | PHC 60-2... | | |
| 80-2 | 16A-2 | 25,400 | 15,88 | 15,75 | 7,92 | 62,7 | 64,3 | 65,8 | 24,00 | 3,25 | 29,29 | 113,4 | 141,8 | 5,15 | PHC 80-2... | | |
| 100-2 | 20A-2 | 31,750 | 19,05 | 18,90 | 9,53 | 76,4 | 80,5 | 80,5 | 30,00 | 4,00 | 35,76 | 177,0 | 219,4 | 7,80 | PHC 100-2... | | |
| 120-2 | 24A-2 | 38,100 | 22,23 | 25,22 | 11,10 | 95,8 | 99,7 | 99,7 | 35,70 | 4,80 | 45,44 | 254,0 | 314,9 | 11,70 | PHC 120-2... | | |
| 140-2 | 28A-2 | 44,450 | 25,40 | 25,22 | 12,70 | 103,3 | 107,9 | 107,9 | 41,00 | 5,60 | 48,87 | 344,8 | 427,5 | 15,14 | PHC 140-2... | | |
| 160-2 | 32A-2 | 50,800 | 28,58 | 31,55 | 14,27 | 123,3 | 128,1 | 128,1 | 47,80 | 6,40 | 58,55 | 453,6 | 562,4 | 20,14 | PHC 160-2... | | |
| 180-2 | 36A-2 | 57,150 | 35,71 | 35,48 | 17,46 | 138,6 | 144,4 | 144,4 | 53,60 | 7,20 | 65,84 | 560,5 | 695,0 | 29,22 | PHC 180-2... | | |
| 200-2 | 40A-2 | 63,500 | 39,68 | 37,85 | 19,85 | 151,9 | 158,8 | 158,8 | 60,00 | 8,00 | 71,55 | 707,6 | 877,4 | 32,24 | PHC 200-2... | | |
| 240-2 | 48A-2 | 76,200 | 47,63 | 47,35 | 23,81 | 183,4 | 190,8 | 190,8 | 72,39 | 9,50 | 87,83 | 1020,6 | 1255,3 | 45,23 | PHC 240-2... | | |
| 25-3* | 04C-3* | 6,350 | 3,30 | 3,18 | 2,31 | 21,0 | 21,5 | - | 6,00 | 0,80 | 6,40 | 10,5 | 12,6 | 0,44 | PHC 25-3... | | |
| 35-3* | 06C-3* | 9,525 | 5,08 | 4,77 | 3,58 | 32,7 | 33,5 | - | 9,00 | 1,30 | 10,13 | 23,7 | 28,6 | 1,05 | PHC 35-3... | | |
| 40-3 | 08A-3 | 12,700 | 7,95 | 7,85 | 3,96 | 45,4 | 46,6 | - | 12,00 | 1,50 | 14,38 | 42,3 | 50,0 | 1,90 | PHC 40-3... | | |
| 50-3 | 10A-3 | 15,875 | 10,16 | 9,40 | 5,08 | 57,0 | 58,5 | 59,3 | 15,09 | 2,03 | 18,11 | 66,6 | 77,8 | 3,09 | PHC 50-3... | | |
| 60-3 | 12A-3 | 19,050 | 11,91 | 12,57 | 5,94 | 71,5 | 73,3 | 73,9 | 18,00 | 2,42 | 22,78 | 95,4 | 111,1 | 4,54 | PHC 60-3... | | |
| 80-3 | 16A-3 | 25,400 | 15,88 | 15,75 | 7,92 | 91,7 | 93,6 | 95,1 | 24,00 | 3,25 | 29,29 | 170,1 | 198,4 | 7,89 | PHC 80-3... | | |
| 100-3 | 20A-3 | 31,750 | 19,05 | 18,90 | 9,53 | 112,2 | 116,3 | 116,3 | 30,00 | 4,00 | 35,76 | 265,5 | 309,6 | 11,77 | PHC 100-3... | | |
| 120-3 | 24A-3 | 38,100 | 22,23 | 25,22 | 11,10 | 141,4 | 145,2 | 145,2 | 35,70 | 4,80 | 45,44 | 381,0 | 437,2 | 17,53 | PHC 120-3... | | |
| 140-3 | 28A-3 | 44,450 | 25,40 | 25,22 | 12,70 | 152,2 | 156,8 | 156,8 | 41,00 | 5,60 | 48,87 | 517,2 | 593,3 | 22,20 | PHC 140-3... | | |
| 160-3 | 32A-3 | 50,800 | 28,58 | 31,55 | 14,27 | 181,8 | 186,6 | 186,6 | 47,80 | 6,40 | 58,55 | 680,4 | 780,6 | 30,02 | PHC 160-3... | | |
| 180-3 | 36A-3 | 57,150 | 35,71 | 35,48 | 17,46 | 204,4 | 210,2 | 210,2 | 53,60 | 7,20 | 65,84 | 840,7 | 983,6 | 38,22 | PHC 180-3... | | |
| 200-3 | 40A-3 | 63,500 | 39,68 | 37,85 | 19,85 | 223,5 | 230,4 | 230,4 | 60,00 | 8,00 | 71,55 | 1061,4 | 1217,8 | 49,03 | PHC 200-3... | | |
| 240-3 | 48A-3 | 76,200 | 47,63 | 47,35 | 23,81 | 271,3 | 278,6 | 278,6 | 72,39 | 9,50 | 87,83 | 1530,9 | 1756,5 | 71,60 | PHC 240-3... | | |

* Bushing chain: d₁ indicates external diameter of bushing.

Standard lengths are 10 ft. and 5 m. To complete designation, add chain length. For example, a 10 ft. box of 140-1 is PHC 140-1X10FT.

For links, add "C/L" for "connecting" and "O/L" for "offset" to the designation.

For cottered, add a "C" after the number of strands. For example, 140-1 with a cottered pin is designated PHC 140-1C.

SKF BS European standard chains

Chains manufactured to the BS standards are covered by ISO606, BS228 and DIN 8187.

The pitch sizes covered by this standard are 6 mm (0,236 inch) to 114,3 mm (4,500 inch). They are characterised by a larger pin diameter than the ANSI chain. This results in better wear resistance due to a larger load bearing area.

The BS chain numbering system works as follows, i.e. 1/2 inch pitch duplex (double strand) chain would be 08B-2. The first two digits are the pitch size in 1/16 of an inch, therefore 08 = 8/16 or 1/2 inch. The letter B indicates the European standard.

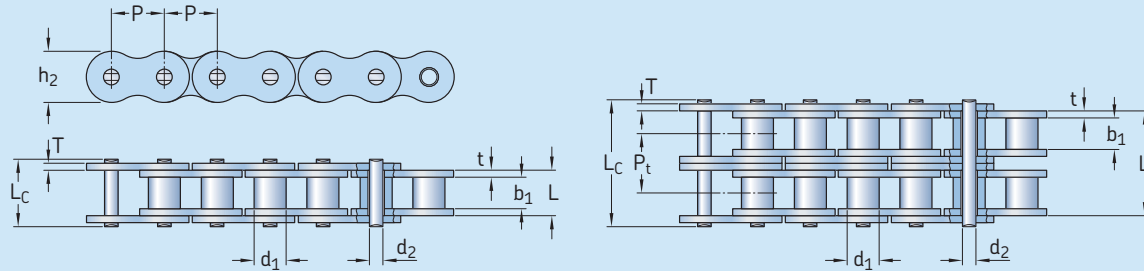
The suffix 2 indicates the number of strands in the chain, in this case a duplex (double strand) chain.

BS chains resemble ASME/ANSI standard chains and are identical in pitch, however, there are other significant dimensional differences which distinguish them from ASME/ANSI standard chains.

C

Table 1

BS European standard chains



| BS/ISO Chain number | Dimensions | | | | | | | | | | Ultimate tensile strength | Average tensile strength | Weight per meter | Designation |
|---------------------|------------|--------------------|----------------------------|--------------------|------------|--------------------|--------------------|------------------|-------|----------------|---------------------------|--------------------------|------------------|--------------|
| | Pitch | Roller diameter | Width between inner plates | Pin diameter | Pin length | Inner plate height | Plate thickness | Transverse pitch | Q min | Q ₀ | | | | |
| | P | d ₁ max | b ₁ min | d ₂ max | L max | L _c max | h ₂ max | t max | T max | P _t | Q min | Q ₀ | q | |
| | mm | | | | | | | | | | kN | kg/m | | |
| 04B-1 | 6,000 | 4,00 | 2,80 | 1,85 | 6,80 | 7,8 | 5,00 | 0,60 | 0,60 | - | 3,0 | 3,2 | 0,11 | PHC 04B-1... |
| 05B-1 | 8,000 | 5,00 | 3,00 | 2,31 | 8,20 | 8,9 | 7,10 | 0,80 | 0,80 | - | 5,0 | 5,9 | 0,20 | PHC 05B-1... |
| 06B-1* | 9,525 | 6,35 | 5,72 | 3,28 | 13,15 | 14,1 | 8,20 | 1,30 | 1,30 | - | 9,0 | 10,4 | 0,41 | PHC 06B-1... |
| 08B-1 | 12,700 | 8,51 | 7,75 | 4,45 | 16,70 | 18,2 | 11,80 | 1,60 | 1,60 | - | 18,0 | 19,4 | 0,69 | PHC 08B-1... |
| 10B-1 | 15,875 | 10,16 | 9,65 | 5,08 | 19,50 | 20,9 | 14,70 | 1,70 | 1,70 | - | 22,4 | 27,5 | 0,93 | PHC 10B-1... |
| 12B-1 | 19,050 | 12,07 | 11,68 | 5,72 | 22,50 | 24,2 | 16,00 | 1,85 | 1,85 | - | 29,0 | 32,2 | 1,15 | PHC 12B-1... |
| 16B-1 | 25,400 | 15,88 | 17,02 | 8,28 | 36,10 | 37,4 | 21,00 | 4,15 | 3,10 | - | 60,0 | 72,8 | 2,71 | PHC 16B-1... |
| 20B-1 | 31,750 | 19,05 | 19,56 | 10,19 | 41,30 | 45,0 | 26,40 | 4,50 | 3,50 | - | 95,0 | 106,7 | 3,70 | PHC 20B-1... |
| 24B-1 | 38,100 | 25,40 | 25,40 | 14,63 | 53,40 | 57,8 | 33,20 | 6,00 | 4,80 | - | 160,0 | 178,0 | 7,10 | PHC 24B-1... |
| 28B-1 | 44,450 | 27,94 | 30,99 | 15,90 | 65,10 | 69,5 | 36,70 | 7,50 | 6,00 | - | 200,0 | 222,0 | 8,50 | PHC 28B-1... |
| 32B-1 | 50,800 | 29,21 | 30,99 | 17,81 | 66,00 | 71,0 | 42,00 | 7,00 | 6,00 | - | 250,0 | 277,5 | 10,25 | PHC 32B-1... |
| 40B-1 | 63,500 | 39,37 | 38,10 | 22,89 | 82,20 | 89,2 | 52,96 | 8,50 | 8,00 | - | 355,0 | 394,0 | 16,35 | PHC 40B-1... |
| 48B-1 | 76,200 | 48,26 | 45,72 | 29,24 | 99,10 | 107,0 | 63,80 | 12,00 | 10,00 | - | 560,0 | 621,6 | 25,00 | PHC 48B-1... |
| 56B-1 | 88,900 | 53,98 | 53,34 | 34,32 | 114,60 | 123,0 | 77,80 | 13,50 | 12,00 | - | 850,0 | 940,0 | 35,78 | PHC 56B-1... |
| 64B-1 | 101,600 | 63,50 | 60,96 | 39,40 | 130,00 | 138,5 | 90,17 | 15,00 | 13,00 | - | 1120,0 | 1240,0 | 46,00 | PHC 64B-1... |
| 72B-1 | 114,300 | 72,39 | 68,58 | 44,48 | 147,40 | 156,4 | 103,60 | 17,00 | 15,00 | - | 1400,0 | 1550,0 | 60,80 | PHC 72B-1... |
| 05B-2 | 8,000 | 5,00 | 3,00 | 2,31 | 13,9 | 14,5 | 7,10 | 0,80 | 0,80 | 5,64 | 7,8 | 10,2 | 0,33 | PHC 05B-2... |
| 06B-2* | 9,525 | 6,35 | 5,72 | 3,28 | 23,4 | 24,4 | 8,20 | 1,30 | 1,30 | 10,24 | 16,9 | 18,7 | 0,77 | PHC 06B-2... |
| 08B-2 | 12,700 | 8,51 | 7,75 | 4,45 | 31,2 | 32,2 | 11,80 | 1,60 | 1,60 | 13,92 | 32,0 | 38,7 | 1,34 | PHC 08B-2... |
| 10B-2 | 15,875 | 10,16 | 9,65 | 5,08 | 36,1 | 37,5 | 14,70 | 1,70 | 1,70 | 16,59 | 44,5 | 56,2 | 1,84 | PHC 10B-2... |
| 12B-2 | 19,050 | 12,07 | 11,68 | 5,72 | 42,0 | 43,6 | 16,00 | 1,85 | 1,85 | 19,46 | 57,8 | 66,1 | 2,31 | PHC 12B-2... |
| 16B-2 | 25,400 | 15,88 | 17,02 | 8,28 | 68,0 | 69,3 | 21,00 | 4,15 | 3,10 | 31,88 | 106,0 | 133,0 | 5,42 | PHC 16B-2... |
| 20B-2 | 31,750 | 19,05 | 19,56 | 10,19 | 77,8 | 81,5 | 26,40 | 4,50 | 3,50 | 36,45 | 170,0 | 211,2 | 7,20 | PHC 20B-2... |
| 24B-2 | 38,100 | 25,40 | 25,40 | 14,63 | 101,7 | 106,2 | 33,20 | 6,00 | 4,80 | 48,36 | 280,0 | 319,2 | 13,40 | PHC 24B-2... |
| 28B-2 | 44,450 | 27,94 | 30,99 | 15,90 | 124,6 | 129,1 | 36,70 | 7,50 | 6,00 | 59,56 | 360,0 | 406,8 | 16,60 | PHC 28B-2... |
| 32B-2 | 50,800 | 29,21 | 30,99 | 17,81 | 124,6 | 129,6 | 42,00 | 7,00 | 6,00 | 58,55 | 450,0 | 508,5 | 21,00 | PHC 32B-2... |
| 40B-2 | 63,500 | 39,37 | 38,10 | 22,89 | 154,5 | 161,5 | 52,96 | 8,50 | 8,00 | 72,29 | 630,0 | 711,9 | 32,00 | PHC 40B-2... |
| 48B-2 | 76,200 | 48,26 | 45,72 | 29,24 | 190,4 | 198,2 | 63,80 | 12,00 | 10,00 | 91,21 | 1000,0 | 1130,0 | 50,00 | PHC 48B-2... |
| 56B-2 | 88,900 | 53,98 | 53,34 | 34,32 | 221,2 | 229,6 | 77,80 | 13,50 | 12,00 | 106,6 | 1600,0 | 1760,0 | 71,48 | PHC 56B-2... |
| 64B-2 | 101,600 | 63,50 | 60,96 | 39,40 | 249,9 | 258,4 | 90,17 | 15,00 | 13,00 | 119,89 | 2000,0 | 2200,0 | 91,00 | PHC 64B-2... |
| 72B-2 | 114,300 | 72,39 | 68,58 | 44,48 | 283,7 | 292,7 | 103,60 | 17,00 | 15,00 | 136,27 | 2500,0 | 2750,0 | 120,40 | PHC 72B-2... |
| 05B-3 | 8,000 | 5,00 | 3,00 | 2,31 | 19,5 | 20,2 | 7,10 | 0,80 | 0,80 | 5,64 | 11,1 | 13,8 | 0,48 | PHC 05B-3... |
| 06B-3* | 9,525 | 6,35 | 5,72 | 3,28 | 33,5 | 34,6 | 8,20 | 1,30 | 1,30 | 10,24 | 24,9 | 30,1 | 1,16 | PHC 06B-3... |
| 08B-3 | 12,700 | 8,51 | 7,75 | 4,45 | 45,1 | 46,1 | 11,80 | 1,60 | 1,60 | 13,92 | 47,5 | 57,8 | 2,03 | PHC 08B-3... |
| 10B-3 | 15,875 | 10,16 | 9,65 | 5,08 | 52,7 | 54,1 | 14,70 | 1,70 | 1,70 | 16,59 | 66,7 | 84,5 | 2,77 | PHC 10B-3... |
| 12B-3 | 19,050 | 12,07 | 11,68 | 5,72 | 61,5 | 63,1 | 16,00 | 1,85 | 1,85 | 19,46 | 86,7 | 101,8 | 3,46 | PHC 12B-3... |
| 16B-3 | 25,400 | 15,88 | 17,02 | 8,28 | 99,8 | 101,2 | 21,00 | 4,15 | 3,10 | 31,88 | 160,0 | 203,7 | 8,13 | PHC 16B-3... |
| 20B-3 | 31,750 | 19,05 | 19,56 | 10,19 | 114,2 | 117,9 | 26,40 | 4,50 | 3,50 | 36,45 | 250,0 | 290,0 | 10,82 | PHC 20B-3... |
| 24B-3 | 38,100 | 25,40 | 25,40 | 14,63 | 150,1 | 154,6 | 33,20 | 6,00 | 4,80 | 48,36 | 425,0 | 493,0 | 20,10 | PHC 24B-3... |
| 28B-3 | 44,450 | 27,94 | 30,99 | 15,90 | 184,2 | 188,7 | 36,70 | 7,50 | 6,00 | 59,56 | 530,0 | 609,5 | 24,92 | PHC 28B-3... |
| 32B-3 | 50,800 | 29,21 | 30,99 | 17,81 | 183,2 | 188,2 | 42,00 | 7,00 | 6,00 | 58,55 | 670,0 | 770,5 | 31,56 | PHC 32B-3... |
| 40B-3 | 63,500 | 39,37 | 38,10 | 22,89 | 226,8 | 233,8 | 52,96 | 8,50 | 8,00 | 72,29 | 950,0 | 1092,5 | 48,10 | PHC 40B-3... |
| 48B-3 | 76,200 | 48,26 | 45,72 | 29,24 | 281,6 | 289,4 | 63,80 | 12,00 | 10,00 | 91,21 | 1500,0 | 1710,0 | 75,00 | PHC 48B-3... |
| 56B-3 | 88,900 | 53,98 | 53,34 | 34,32 | 327,8 | 336,2 | 77,80 | 13,50 | 12,00 | 106,6 | 2240,0 | 2240,0 | 107,18 | PHC 56B-3... |
| 64B-3 | 101,600 | 63,50 | 60,96 | 39,40 | 369,8 | 378,3 | 90,17 | 15,00 | 13,00 | 119,89 | 3000,0 | 3300,0 | 136,00 | PHC 64B-3... |
| 72B-3 | 114,300 | 72,39 | 68,58 | 44,48 | 420,0 | 429,0 | 103,60 | 17,00 | 15,00 | 136,27 | 3750,0 | 4125,0 | 180,00 | PHC 72B-3... |

* Straight side plates.

Standard lengths are 10 ft. and 5 m. To complete designation, add chain length. For example, a 5 m box of 08B-1 is PHC 08B-1X5MTR.

For links, add "C/L" for "connecting" and "O/L" for "offset" to the designation.

SKF Xtra Corrosion Resistant Chains

Stainless steel chains

Stainless steel chains have superior corrosion resistance for the most demanding applications. SKF offers a variety of such chains for applications where a high level of cleanliness is required or harsh chemicals are used. SKF stainless steel chains are made from SS304 grade steel for high corrosion resistance and are available in BS and ANSI standards. SS316 and other stainless steel grades are available for higher temperature applications. The SS316 stainless steel is somewhat more resistant to the effects of magnetic permeability, temperature extremes and harsher chemicals.

Application

These chains are suitable for food processing, pharmaceutical, high/low temp (–20 to 400 °C) and corrosive environments.

Stainless steel chains can be manufactured to withstand temperatures up to 1 000 °C with the addition of special lubricant.

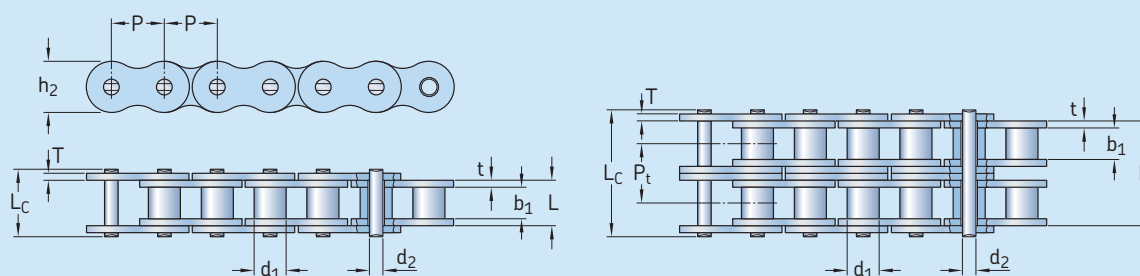


Stainless steel chains used in a cheese processing plant



Anti corrosive chains are either made of stainless steel or are covered with a special coating

SKF Xtra Corrosion Resistant Chains



| Chain number | Dimensions | | | | | Inner plate height | Plate thickness | | | Ultimate tensile strength | Weight per meter | Designation | |
|----------------------------|------------|--------------------|----------------------------|--------------------|------------|--------------------|--------------------|-------|--------|---------------------------|------------------|----------------|---|
| | Pitch | Roller diameter | Width between inner plates | Pin diameter | Pin length | | t max | T max | Lc max | | | | |
| | P | d ₁ max | b ₁ min | d ₂ max | L max | L _c max | h ₂ max | t max | T max | Q min | q | | |
| | mm | | | | | | | | | | kN | kg/m | – |
| 25-1SS1 | 6,350 | 3,30 | 3,18 | 2,31 | 7,90 | 8,40 | 6,00 | 0,80 | 0,80 | 2,5 | 0,15 | PHC 25-1SS... | |
| 35-1SS1 | 9,525 | 5,08 | 4,77 | 3,58 | 12,40 | 13,17 | 9,00 | 1,30 | 1,30 | 5,5 | 0,33 | PHC 35-1SS... | |
| 40-1SS | 12,700 | 7,95 | 7,85 | 3,96 | 16,60 | 17,80 | 12,00 | 1,50 | 1,50 | 9,6 | 0,63 | PHC 40-1SS... | |
| 41-1SS | 12,700 | 7,77 | 6,25 | 3,58 | 13,75 | 15,00 | 9,91 | 1,30 | 1,30 | 6,0 | 0,46 | PHC 41-1SS... | |
| 50-1SS | 15,875 | 10,16 | 9,40 | 5,08 | 20,70 | 22,20 | 15,09 | 2,03 | 2,03 | 15,2 | 1,03 | PHC 50-1SS... | |
| 60-1SS | 19,050 | 11,91 | 12,57 | 5,94 | 25,90 | 27,70 | 18,00 | 2,42 | 2,42 | 21,7 | 1,51 | PHC 60-1SS... | |
| 80-1SS | 25,400 | 15,88 | 15,75 | 7,92 | 32,70 | 35,00 | 24,00 | 3,25 | 3,25 | 38,9 | 2,62 | PHC 80-1SS... | |
| 100-1SS | 31,750 | 19,05 | 18,90 | 9,53 | 40,40 | 44,70 | 30,00 | 4,00 | 4,00 | 60,0 | 3,94 | PHC 100-1SS... | |
| 120-1SS | 38,100 | 22,23 | 25,22 | 11,10 | 50,30 | 54,30 | 35,70 | 4,80 | 4,80 | 72,5 | 5,72 | PHC 120-1SS... | |
| 140-1SS | 44,450 | 25,40 | 25,22 | 12,70 | 54,40 | 59,00 | 41,00 | 5,60 | 5,60 | 94,0 | 7,70 | PHC 140-1SS... | |
| 04B-1SS | 6,000 | 4,00 | 2,80 | 1,85 | 6,80 | 7,80 | 5,00 | 0,60 | 0,60 | 2,0 | 0,11 | PHC 04B-1SS... | |
| 05B-1SS | 8,000 | 5,00 | 3,00 | 2,31 | 8,20 | 8,90 | 7,10 | 0,80 | 0,80 | 3,5 | 0,20 | PHC 05B-1SS... | |
| 06B-1SS² | 9,525 | 6,35 | 5,72 | 3,28 | 13,15 | 14,10 | 8,20 | 1,30 | 1,30 | 6,2 | 0,41 | PHC 06B-1SS... | |
| 08B-1SS | 12,700 | 8,51 | 7,75 | 4,45 | 16,70 | 18,20 | 11,80 | 1,60 | 1,60 | 12,0 | 0,70 | PHC 08B-1SS... | |
| 10B-1SS | 15,875 | 10,16 | 9,65 | 5,08 | 19,50 | 20,90 | 14,70 | 1,70 | 1,70 | 14,5 | 0,94 | PHC 10B-1SS... | |
| 12B-1SS | 19,050 | 12,07 | 11,68 | 5,72 | 22,50 | 24,20 | 16,00 | 1,85 | 1,85 | 18,5 | 1,16 | PHC 12B-1SS... | |
| 16B-1SS | 25,400 | 15,88 | 17,02 | 8,28 | 36,10 | 37,40 | 21,00 | 4,15 | 3,10 | 40,0 | 2,73 | PHC 16B-1SS... | |
| 20B-1SS | 31,750 | 19,05 | 19,56 | 10,19 | 41,30 | 45,00 | 26,40 | 4,50 | 3,50 | 59,0 | 3,73 | PHC 20B-1SS... | |
| 24B-1SS | 38,100 | 25,40 | 25,40 | 14,63 | 53,40 | 57,80 | 33,20 | 6,00 | 4,80 | 104,0 | 7,20 | PHC 24B-1SS... | |
| 32B-1SS | 50,800 | 29,21 | 30,99 | 17,81 | 66,00 | 71,00 | 42,00 | 7,00 | 6,00 | 150,0 | 10,22 | PHC 32B-1SS... | |

¹ Bushing chain: d₁ indicates external diameter of bushing.

² Straight side plates.


Standard lengths are 10 ft. and 5 m. To complete designation, add chain length. For example, a 5 m box of 80-1SS is PHC 80-1SSX5MTR. For links, add "C/L" for "connecting" and "O/L" for "offset" to the designation.

Nickel-plated

Nickel-plated roller chains combine the strength of standard roller chains with the corrosion resistant properties that come from the nickel-plating. Nickel-plating of all components prior to assembly promotes uniform coverage during the plating process.

Application

Nickel-plated chains are not suitable in applications that may involve contact with food.



Nickel-plated chains used in a canning plant

Zinc-plated

Zinc-plated roller chains provide a very good adherence of the plating to the base metal and combines the strength of standard roller chains with the corrosion resistance that comes from zinc-plating. Zinc-plating of all components prior to assembly promotes uniform coverage during the plating process. Zinc-plating is more cost-effective than nickel-plating.

Application

Zinc-plated chains are typically used in outdoor applications and where there is exposure to sea/salt water environments.



Zinc-plated chains used in automatic car washes

Dacrotized chains

Dacrotizing is a process of metal coating. The compositions are proprietary water based coating dispersions containing metal oxides, metallic zinc and aluminium flakes. The zinc and aluminium platelets align themselves in multiple layers forming a metallic silver gray coating. Overlapping zinc and aluminium flakes provide an excellent protective barrier and the zinc corrodes to protect the steel. Due to the concentration of aluminum within the coating, the result is good bi-metallic corrosion resistance. Damaged areas in the coating will fill with zinc oxides and carbonates, thus repairing itself. The dacrotizing process can be applied to numerous types of chains. For additional information, contact SKF.

Application

These chains are suitable for extremely corrosive environments without loss of strength.



Dacrotized chains used in a fish processing plant

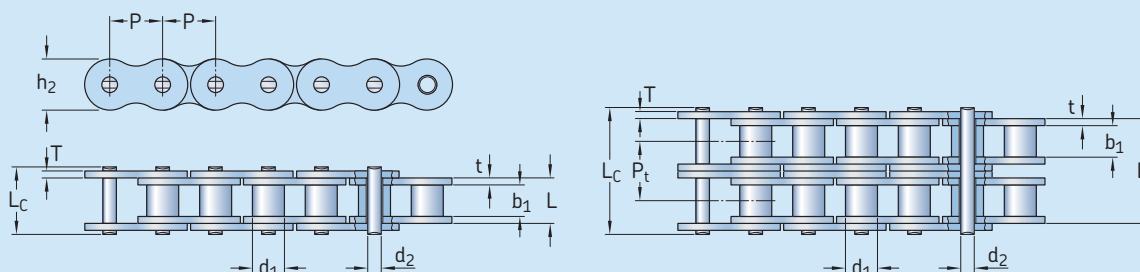
Table 2

Plated chains are available as:

| | |
|----------------------|--|
| Zinc-plated | A cost-effective way to increase corrosion resistance |
| Nickel-plated | Improved wear resistance Recommended for outdoor conditions, such as exposure to rain |
| Dacrotized | Suitable for corrosive conditions |

Please refer to pages **85** to **87** for further details on corrosion resistant chains.

Dacrotised and plated chains



| Chain number | Dimensions | | | | | | Inner plate height | Plate thickness | | Ultimate tensile strength | Weight per meter | Designation | |
|--------------------|------------|--------------------|----------------------------|--------------------|------------|--------------------|--------------------|-----------------|-------|---------------------------|------------------|--------------|---|
| | Pitch | Roller diameter | Width between inner plates | Pin diameter | Pin length | | | t max | T max | | | | |
| | P | d ₁ max | b ₁ min | d ₂ max | L max | L _c max | h ₂ max | t max | T max | Q min | q | | |
| | mm | | | | | | | | | | kN | kg/m | - |
| 25-1 ¹ | 6,350 | 3,30 | 3,18 | 2,31 | 7,90 | 8,40 | 6,00 | 0,80 | 0,80 | 3,5 | 0,15 | PHC 25-1... | |
| 35-1 ¹ | 9,525 | 5,08 | 4,77 | 3,58 | 12,40 | 13,17 | 9,00 | 1,30 | 1,30 | 7,9 | 0,33 | PHC 35-1... | |
| 41-1 | 12,700 | 7,77 | 6,25 | 3,58 | 13,75 | 15,00 | 9,91 | 1,30 | 1,30 | 6,7 | 0,41 | PHC 41-1... | |
| 40-1 | 12,700 | 7,95 | 7,85 | 3,96 | 16,60 | 17,80 | 12,00 | 1,50 | 1,50 | 14,1 | 0,62 | PHC 40-1... | |
| 50-1 | 15,875 | 10,16 | 9,40 | 5,08 | 20,70 | 22,20 | 15,09 | 2,03 | 2,03 | 22,2 | 1,02 | PHC 50-1... | |
| 60-1 | 19,050 | 11,91 | 12,57 | 5,94 | 25,90 | 27,70 | 18,00 | 2,42 | 2,42 | 31,8 | 1,50 | PHC 60-1... | |
| 80-1 | 25,400 | 15,88 | 15,75 | 7,92 | 32,70 | 35,00 | 24,00 | 3,25 | 3,25 | 56,7 | 2,60 | PHC 80-1... | |
| 100-1 | 31,750 | 19,05 | 18,90 | 9,53 | 40,40 | 44,70 | 30,00 | 4,00 | 4,00 | 88,5 | 3,91 | PHC 100-1... | |
| 120-1 | 38,100 | 22,23 | 25,22 | 11,10 | 50,30 | 54,30 | 35,70 | 4,80 | 4,80 | 127,0 | 5,62 | PHC 120-1... | |
| 140-1 | 44,450 | 25,40 | 25,22 | 12,70 | 54,40 | 59,00 | 41,00 | 5,60 | 5,60 | 172,4 | 7,50 | PHC 140-1... | |
| 160-1 | 50,800 | 28,58 | 31,55 | 14,27 | 64,80 | 69,60 | 47,80 | 6,40 | 6,40 | 226,8 | 10,10 | PHC 160-1... | |
| 04B-1 | 6,000 | 4,00 | 2,80 | 1,85 | 6,80 | 7,80 | 5,00 | 0,60 | 0,60 | 3,0 | 0,11 | PHC 04B-1... | |
| 05B-1 | 8,000 | 5,00 | 3,00 | 2,31 | 8,20 | 8,90 | 7,10 | 0,80 | 0,80 | 5,0 | 0,20 | PHC 05B-1... | |
| 06B-1 ² | 9,525 | 6,35 | 5,72 | 3,28 | 13,15 | 14,10 | 8,20 | 1,30 | 1,30 | 9,0 | 0,41 | PHC 06B-1... | |
| 08B-1 | 12,700 | 8,51 | 7,75 | 4,45 | 16,70 | 18,20 | 11,80 | 1,60 | 1,60 | 18,0 | 0,69 | PHC 08B-1... | |
| 10B-1 | 15,875 | 10,16 | 9,65 | 5,08 | 19,50 | 20,90 | 14,70 | 1,70 | 1,70 | 22,4 | 0,93 | PHC 10B-1... | |
| 12B-1 | 19,050 | 12,07 | 11,68 | 5,72 | 22,50 | 24,20 | 16,00 | 1,85 | 1,85 | 60,0 | 1,15 | PHC 12B-1... | |
| 16B-1 | 25,400 | 15,88 | 17,02 | 8,28 | 36,10 | 37,40 | 21,00 | 4,15 | 3,10 | 95,0 | 2,71 | PHC 16B-1... | |
| 20B-1 | 31,750 | 19,05 | 19,56 | 10,19 | 41,30 | 45,00 | 26,40 | 4,50 | 3,50 | 95,0 | 3,70 | PHC 20B-1... | |
| 24B-1 | 38,100 | 25,40 | 25,40 | 14,63 | 53,40 | 57,80 | 33,20 | 6,00 | 4,80 | 160,0 | 7,10 | PHC 24B-1... | |
| 28B-1 | 44,450 | 27,94 | 30,99 | 15,90 | 65,10 | 69,50 | 36,70 | 7,50 | 6,00 | 200,0 | 8,50 | PHC 28B-1... | |
| 32B-1 | 50,800 | 29,21 | 30,99 | 17,81 | 66,00 | 71,00 | 42,00 | 7,00 | 6,00 | 250,0 | 10,25 | PHC 32B-1... | |

¹ Bushing chain: d₁ indicates external diameter of bushings.

² Straight side plates.

Note: Duplex and double pitch plated chains are available in all sizes.

When ordering plated chains, add a suffix to the Chain number, according to material selection;

For example: PHC 50-1DR... 50-1 ANSI Simplex **Dacrotized** chain
 PHC 60-2NP... 60-2 ANSI Duplex **Nickel-plated** chain
 PHC 10B-1ZP... 10B-1 BS/ISO Simplex **Zinc-plated** chain

Standard lengths are 10 ft. and 5 m. To complete designation, add chain length. For example, a 10 ft. box of 12B-1DR is PHC 12B-1DRX10FT.

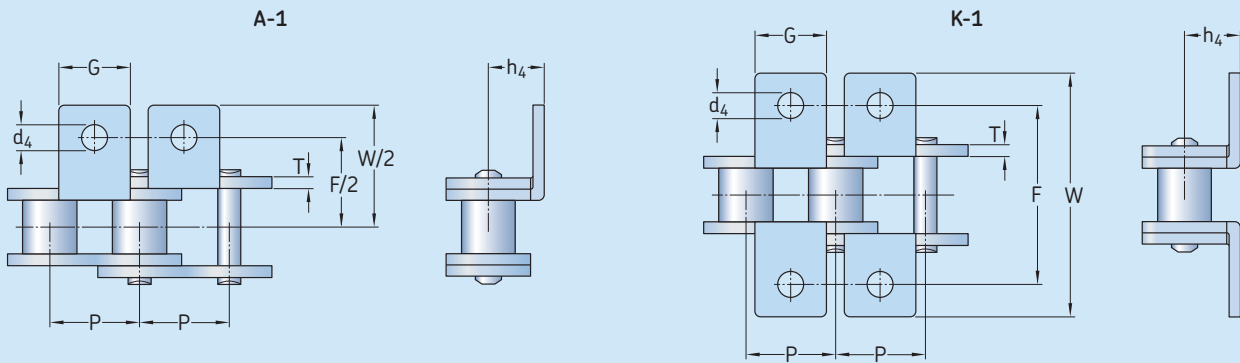
For links, add "C/L" for "connecting" and "O/L" for "offset" to the designation.

Attachments

Attachments are normally used to allow a chain to perform a conveying function. The holes in the attachments are used to join two strands of chain together to allow them to run as a pair. Hooks can also be inserted through the holes to allow the chain to carry objects. These attachments can also assist control systems by activating magnetic pickup or proximity switches.

Table 4

Attachments A-1, K-1

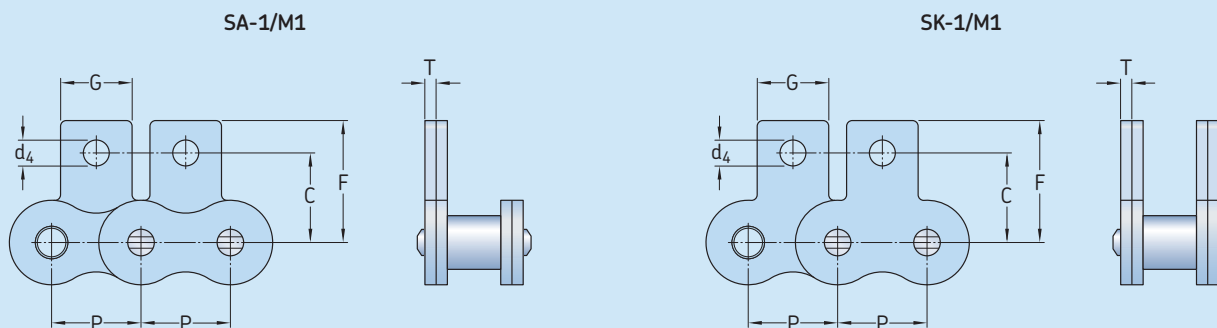


| ANSI Chain number | BS/ISO Chain number | Dimensions | | F | W | T | h ₄ | d ₄ | Designation |
|-------------------|---------------------|------------|-------|--------|--------|------|----------------|----------------|--------------|
| | | P | G | | | | | | |
| - | - | mm | | - | - | - | - | - | - |
| 35-1 | 06C-1 | 9,53 | 7,90 | 19,00 | 28,60 | 1,30 | 6,35 | 3,40 | PHC 35-1... |
| 40-1 | 08A-1 | 12,70 | 9,50 | 25,40 | 35,20 | 1,50 | 7,90 | 3,40 | PHC 40-1... |
| 41-1 | 085-1 | 12,70 | 9,50 | 24,00 | 33,40 | 1,30 | 6,90 | 3,60 | PHC 41-1... |
| 50-1 | 10A-1 | 15,88 | 12,70 | 31,75 | 46,20 | 2,03 | 10,30 | 5,50 | PHC 50-1... |
| 60-1 | 12A-1 | 19,05 | 15,90 | 38,10 | 55,60 | 2,42 | 11,90 | 5,50 | PHC 60-1... |
| 80-1 | 16A-1 | 25,40 | 19,10 | 50,80 | 64,80 | 3,25 | 15,90 | 6,80 | PHC 80-1... |
| 100-1 | 20A-1 | 31,75 | 25,40 | 63,50 | 87,30 | 4,00 | 19,80 | 9,20 | PHC 100-1... |
| 120-1 | 24A-1 | 38,10 | 28,60 | 76,20 | 108,50 | 4,80 | 23,00 | 9,80 | PHC 120-1... |
| 140-1 | 28A-1 | 44,45 | 34,90 | 88,90 | 123,00 | 5,60 | 28,60 | 11,40 | PHC 140-1... |
| 160-1 | 32A-1 | 50,80 | 38,10 | 101,60 | 142,80 | 6,40 | 31,75 | 13,10 | PHC 160-1... |
| 200-1 | 40A-1 | 63,50 | 50,80 | 127,00 | 179,00 | 8,00 | 42,88 | 16,30 | PHC 200-1... |
| - | 06B-1* | 9,53 | 8,00 | 19,04 | 27,00 | 1,30 | 6,50 | 3,50 | PHC 06B-1... |
| - | 08B-1 | 12,70 | 9,50 | 25,40 | 36,40 | 1,60 | 8,90 | 4,50 | PHC 08B-1... |
| - | 10B-1 | 15,88 | 14,30 | 31,75 | 44,60 | 1,70 | 10,31 | 5,30 | PHC 10B-1... |
| - | 12B-1 | 19,05 | 16,00 | 38,10 | 52,40 | 1,85 | 13,46 | 6,40 | PHC 12B-1... |
| - | 16B-1 | 25,40 | 19,10 | 50,80 | 72,60 | 3,10 | 15,88 | 6,40 | PHC 16B-1... |
| - | 20B-1 | 31,75 | 35,00 | 63,50 | 100,50 | 3,50 | 19,80 | 9,00 | PHC 20B-1... |
| - | 24B-1 | 38,10 | 30,00 | 76,20 | 108,40 | 4,80 | 26,67 | 10,50 | PHC 24B-1... |
| - | 28B-1 | 44,45 | 35,00 | 88,90 | 123,00 | 6,00 | 28,58 | 13,10 | PHC 28B-1... |
| - | 32B-1 | 50,80 | 38,10 | 101,60 | 142,80 | 6,00 | 31,75 | 13,10 | PHC 32B-1... |

* Straight side plates.
 To complete designation, add attachment spacing and type followed by chain length.
 For example: PHC 40-1-L2A1X10FT (ANSI 40-1 with A-1 attachment on every second link, 10 ft. length).
 Note: Also available in stainless steel. When ordering, add SS after the chain number.
 For example: PHC 40-1SS-L1A1X10FT.

Table 5

Attachments SA-1/M1, SK-1/M1



| ANSI Chain number | BS/ISO Chain number | Dimensions P | G | C | F | T | d ₄ | Designation |
|-------------------|---------------------|--------------|-------|-------|-------|------|----------------|--------------|
| – | – | mm | | | | | | – |
| 35-1 | 06C-1 | 9,53 | 7,90 | 9,50 | 14,55 | 1,30 | 3,40 | PHC 35-1... |
| 40-1 | 08A-1 | 12,70 | 9,50 | 12,70 | 19,05 | 1,50 | 3,40 | PHC 40-1... |
| 41-1 | 085-1 | 12,70 | 9,50 | 11,85 | 16,55 | 1,30 | 3,60 | PHC 41-1... |
| 50-1 | 10A-1 | 15,88 | 12,70 | 15,90 | 25,25 | 2,03 | 5,50 | PHC 50-1... |
| 60-1 | 12A-1 | 19,05 | 15,90 | 18,30 | 29,33 | 2,42 | 5,50 | PHC 60-1... |
| 80-1 | 16A-1 | 25,40 | 19,10 | 24,60 | 34,70 | 3,25 | 6,80 | PHC 80-1... |
| 100-1 | 20A-1 | 31,75 | 25,40 | 31,80 | 43,30 | 4,00 | 9,20 | PHC 100-1... |
| 120-1 | 24A-1 | 38,10 | 28,60 | 36,50 | 51,60 | 4,80 | 9,80 | PHC 120-1... |
| 140-1 | 28A-1 | 44,45 | 34,90 | 44,50 | 62,00 | 5,60 | 11,40 | PHC 140-1... |
| 160-1 | 32A-1 | 50,80 | 38,10 | 50,80 | 69,85 | 6,40 | 13,10 | PHC 160-1... |
| 200-1 | 40A-1 | 63,50 | 50,80 | 63,50 | 88,90 | 8,00 | 16,30 | PHC 200-1... |
| – | 06B-1* | 9,53 | 8,00 | 9,52 | 13,50 | 1,30 | 3,50 | PHC 06B-1... |
| – | 08B-1 | 12,70 | 9,50 | 13,35 | 18,90 | 1,60 | 4,30 | PHC 08B-1... |
| – | 10B-1 | 15,88 | 14,30 | 16,50 | 22,95 | 1,70 | 5,30 | PHC 10B-1... |
| – | 12B-1 | 19,05 | 16,00 | 21,45 | 28,60 | 1,85 | 6,40 | PHC 12B-1... |
| – | 16B-1 | 25,40 | 19,10 | 23,15 | 34,00 | 3,10 | 6,40 | PHC 16B-1... |
| – | 20B-1 | 31,75 | 35,00 | 30,50 | 45,70 | 3,50 | 9,00 | PHC 20B-1... |

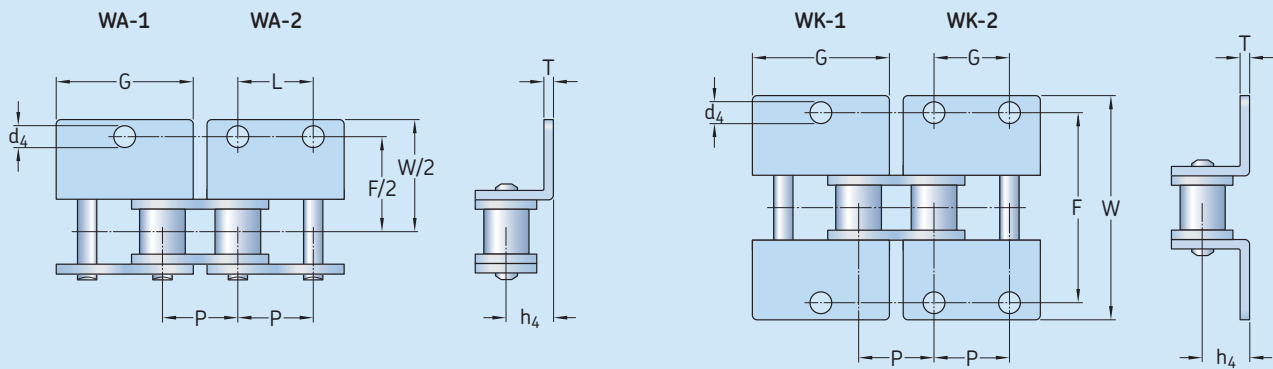
* Straight side plates.

To complete designation, add attachment spacing and type followed by chain length.
For example: PHC 80-1-L1SK1X10FT (ANSI 80-1 with SK-1 attachment on every link, 10 ft. length).

Note: Also available in stainless steel. When ordering add SS after the chain number.
For example: PHC 80-1SS-L1SK1X10FT.

Table 6

Attachments WA-1, WA-2, WK-1, WK-2

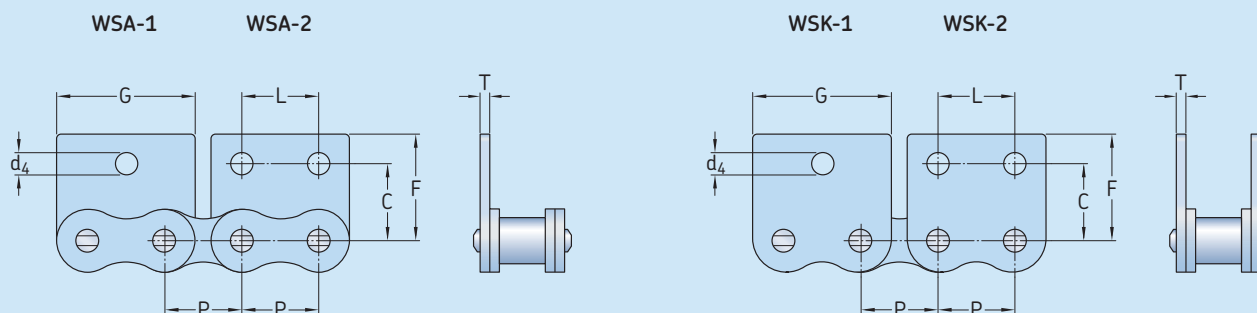


| ANSI Chain number | BS/ISO Chain number | Dimensions | | | | | | | | Designation |
|-------------------|---------------------|------------|--------|-------|--------|--------|------|-------|-------|--------------|
| | | P | G | L | F | W | T | h_4 | d_4 | |
| - | - | mm | | | | | | | | - |
| 35-1 | 06C-1 | 9,53 | 17,32 | 9,53 | 19,00 | 28,60 | 1,30 | 6,35 | 2,80 | PHC 35-1... |
| 40-1 | 08A-1 | 12,70 | 23,00 | 12,70 | 25,40 | 35,60 | 1,50 | 7,90 | 3,40 | PHC 40-1... |
| 41-1 | 085-1 | 12,70 | 22,30 | 12,70 | 24,00 | 35,00 | 1,30 | 7,20 | 4,85 | PHC 41-1... |
| 50-1 | 10A-1 | 15,88 | 28,80 | 15,88 | 31,75 | 46,80 | 2,03 | 10,30 | 5,50 | PHC 50-1... |
| 60-1 | 12A-1 | 19,05 | 34,65 | 19,05 | 38,10 | 56,40 | 2,42 | 11,90 | 5,50 | PHC 60-1... |
| 80-1 | 16A-1 | 25,40 | 45,90 | 25,40 | 50,80 | 73,20 | 3,25 | 15,90 | 6,80 | PHC 80-1... |
| 100-1 | 20A-1 | 31,75 | 57,65 | 31,75 | 63,50 | 89,80 | 4,00 | 19,80 | 9,20 | PHC 100-1... |
| 120-1 | 24A-1 | 38,10 | 69,30 | 38,10 | 76,20 | 108,80 | 4,80 | 23,00 | 9,80 | PHC 120-1... |
| 140-1 | 28A-1 | 44,45 | 80,45 | 44,45 | 88,90 | 123,00 | 5,60 | 28,60 | 11,40 | PHC 140-1... |
| 160-1 | 32A-1 | 50,80 | 92,00 | 50,80 | 101,60 | 142,80 | 6,40 | 31,75 | 13,10 | PHC 160-1... |
| 200-1 | 40A-1 | 63,50 | 115,50 | 63,50 | 127,00 | 179,00 | 8,00 | 42,88 | 16,30 | PHC 200-1... |
| - | 08B-1 | 12,70 | 24,00 | 12,70 | 25,40 | 36,40 | 1,60 | 8,90 | 4,30 | PHC 08B-1... |
| - | 10B-1 | 15,88 | 29,58 | 15,88 | 31,80 | 44,60 | 1,70 | 10,31 | 5,30 | PHC 10B-1... |
| - | 12B-1 | 19,05 | 34,05 | 19,05 | 38,10 | 52,00 | 1,85 | 13,46 | 6,40 | PHC 12B-1... |
| - | 16B-1 | 25,40 | 46,40 | 25,40 | 50,80 | 72,60 | 3,10 | 15,88 | 6,40 | PHC 16B-1... |
| - | 20B-1 | 31,75 | 58,10 | 31,75 | 63,00 | 100,50 | 3,50 | 19,80 | 9,00 | PHC 20B-1... |
| - | 24B-1 | 38,10 | 71,30 | 38,10 | 76,20 | 108,40 | 4,80 | 26,67 | 10,50 | PHC 24B-1... |
| - | 28B-1 | 44,45 | 81,10 | 44,45 | 88,90 | 123,00 | 6,00 | 28,58 | 13,10 | PHC 28B-1... |
| - | 32B-1 | 50,80 | 92,80 | 50,80 | 101,60 | 142,80 | 6,00 | 31,75 | 13,10 | PHC 32B-1... |

To complete designation, add attachment spacing and type followed by chain length.
 For example: PHC 80-1-L2WA2X10FT (ANSI 80-1 with WA-2 attachment on every second link, 10 ft. (length)).
 Note: Also available in stainless steel. When ordering add SS after the chain number.
 For example: PHC 80-1SS-L2WA2X10FT.

Table 7

Attachments WSA-1, WSA-2, WSK-1, WSK-2



| ANSI Chain number | BS/ISO Chain number | Dimensions | | L | C | F | T | d ₄ | Designation |
|-------------------|---------------------|------------|--------|-------|-------|-------|------|----------------|--------------|
| | | P | G | | | | | | |
| – | – | mm | | – | – | – | – | – | – |
| 35-1 | 06C-1 | 9,53 | 17,32 | 9,53 | 9,50 | 14,55 | 1,30 | 2,80 | PHC 35-1... |
| 40-1 | 08A-1 | 12,70 | 23,00 | 12,70 | 12,70 | 17,40 | 1,50 | 3,40 | PHC 40-1... |
| 41-1 | 085-1 | 12,70 | 21,20 | 12,70 | 11,85 | 16,55 | 1,30 | 3,60 | PHC 41-1... |
| 50-1 | 10A-1 | 15,88 | 28,80 | 15,88 | 15,90 | 23,05 | 2,03 | 5,50 | PHC 50-1... |
| 60-1 | 12A-1 | 19,05 | 34,65 | 19,05 | 18,30 | 26,86 | 2,42 | 5,50 | PHC 60-1... |
| 80-1 | 16A-1 | 25,40 | 45,90 | 25,40 | 24,60 | 35,45 | 3,25 | 6,80 | PHC 80-1... |
| 100-1 | 20A-1 | 31,75 | 57,65 | 31,75 | 31,80 | 44,00 | 4,00 | 9,20 | PHC 100-1... |
| 120-1 | 24A-1 | 38,10 | 69,30 | 38,10 | 36,50 | 51,60 | 4,80 | 9,80 | PHC 120-1... |
| 140-1 | 28A-1 | 44,45 | 80,45 | 44,45 | 44,50 | 62,00 | 5,60 | 11,40 | PHC 140-1... |
| 160-1 | 32A-1 | 50,80 | 92,00 | 50,80 | 50,80 | 69,85 | 6,40 | 13,10 | PHC 160-1... |
| 200-1 | 40A-1 | 63,50 | 115,50 | 63,50 | 63,50 | 88,90 | 8,00 | 16,30 | PHC 200-1... |
| – | 08B-1 | 12,70 | 23,30 | 12,70 | 13,35 | 18,90 | 1,60 | 4,30 | PHC 08B-1... |
| – | 10B-1 | 15,88 | 29,58 | 15,88 | 16,50 | 22,95 | 1,70 | 5,30 | PHC 10B-1... |
| – | 12B-1 | 19,05 | 34,05 | 19,05 | 21,45 | 28,60 | 1,85 | 6,40 | PHC 12B-1... |
| – | 16B-1 | 25,40 | 46,40 | 25,40 | 23,15 | 34,00 | 3,10 | 6,40 | PHC 16B-1... |
| – | 20B-1 | 31,75 | 58,10 | 31,75 | 30,50 | 45,70 | 3,50 | 9,00 | PHC 20B-1... |

To complete designation, add attachment spacing and type followed by chain length.
 For example: PHC 80-1-L4WSA1X10FT (ANSI 80-1 with WSA-1 attachment on every fourth link, 10 ft. (length)).
 Note: Also available in stainless steel. When ordering add SS after the chain number.
 For example: PHC 80-1SS L4WSA1X10FT.

SKF Xtra Strength Chains

Using tensile strength as the measure of a quality chain does not always provide a complete picture. While tensile strength is important to use in calculating the maximum chain pull, useful in lifting calculations, this does not always represent the fatigue life and performance of the chain.

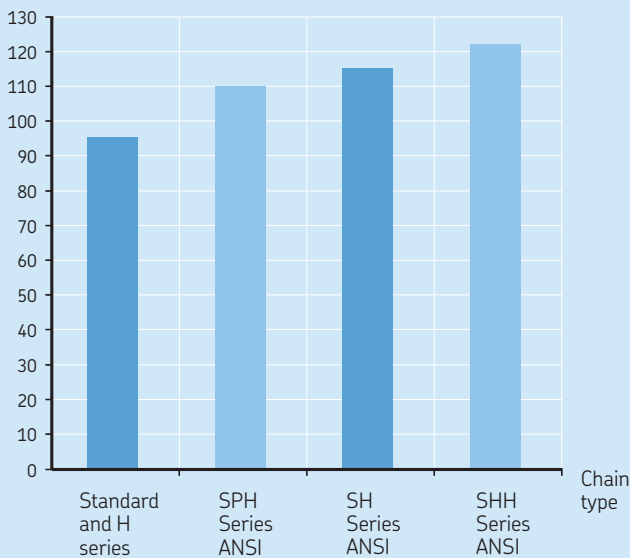
The pattern of the work load is particularly complex in heavy drive environments where significant shock loads are present. This can lead to rapid elongation and chain failure.

Therefore the SKF Xtra Strength Chain design includes, optimized hardness of the material, precision fit of the components as well as an overall size increase of the parts. This will in turn provide a much longer service life for the chain in demanding drive conditions.

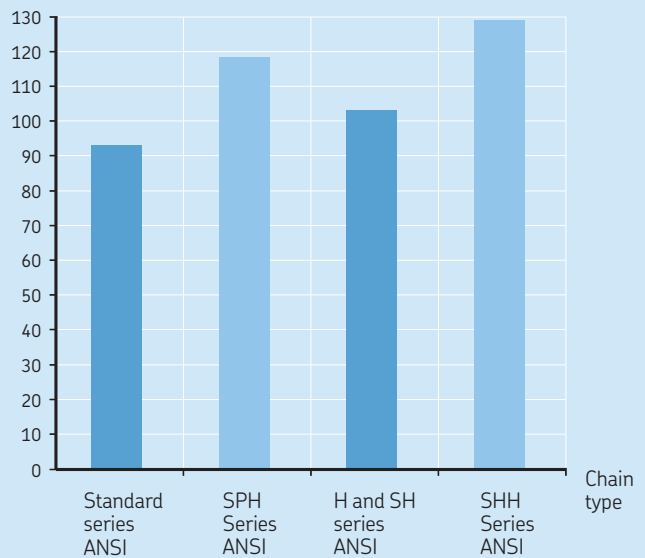


SKF Xtra Strength Chains used in logging applications

Tensile strength comparison



Allowable load comparison



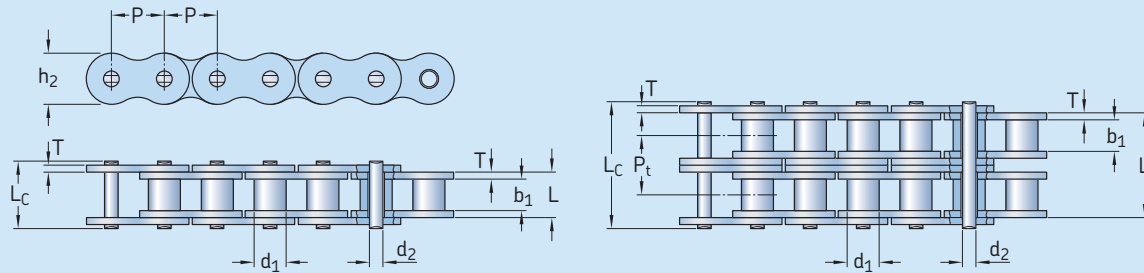
SKF Xtra Strength H and BH chains

SKF Xtra Strength H and BH chains differ from the respective ANSI and BS/DIN chains slightly, due to using the plate thickness of the next larger size of ANSI roller chains. Therefore, H and BH series chains can accommodate approximately 10% higher shock loads. The ultimate tensile strength will be the same as a standard ANSI chain. SKF Xtra Strength H and BH chains are well suited for applications where shock loads are higher, operating speeds are lower or there are other severe operating conditions.

C

Table 1

SKF Xtra Strength H & BH Chains



| ANSI Chain number | BS/ISO Chain number | Dimensions | | | | | Pin length | P. length cotted | Inner pl. height | Plate thickness | Transv. pitch | Ultimate tensile strength | Average tensile strength | Weight per meter | Designation |
|-------------------|---------------------|------------|--------------------|----------------------------|--------------------|------------|--------------------|--------------------|--------------------|-----------------|----------------|---------------------------|--------------------------|------------------|---------------|
| | | Pitch | Roller diameter | Width between inner plates | Pin diameter | Pin length | | | | | | | | | |
| | | P | d ₁ max | b ₁ min | d ₂ max | L max | L _c max | L _c max | h ₂ max | T max | P _t | Q min | Q ₀ | q | |
| | | mm | | | | | | | | | | kN | kg/m | - | |
| 35H-1* | - | 9,525 | 5,08 | 4,77 | 3,58 | 13,3 | 14,3 | - | 9,0 | 1,50 | - | 7,9 | 10,8 | 0,41 | PHC 35H-1... |
| 40H-1 | 08AH-1 | 12,700 | 7,95 | 7,85 | 3,96 | 18,8 | 19,9 | - | 12,00 | 2,03 | - | 14,1 | 19,1 | 0,82 | PHC 40H-1... |
| 50H-1 | 10AH-1 | 15,875 | 10,16 | 9,40 | 5,08 | 22,1 | 23,4 | 24,4 | 15,09 | 2,42 | - | 22,2 | 30,2 | 1,25 | PHC 50H-1... |
| 60H-1 | 12AH-1 | 19,050 | 11,91 | 12,57 | 5,94 | 29,2 | 31,0 | 31,6 | 18,00 | 3,25 | - | 31,8 | 42,7 | 1,87 | PHC 60H-1... |
| 80H-1 | 16AH-1 | 25,400 | 15,88 | 15,75 | 7,92 | 36,2 | 37,7 | 39,4 | 24,00 | 4,00 | - | 56,7 | 71,4 | 3,10 | PHC 80H-1... |
| 100H-1 | 20AH-1 | 31,750 | 19,05 | 18,90 | 9,53 | 43,6 | 46,9 | 46,9 | 30,00 | 4,80 | - | 88,5 | 112,4 | 4,52 | PHC 100H-1... |
| 120H-1 | 24AH-1 | 38,100 | 22,23 | 25,22 | 11,10 | 53,5 | 57,5 | 57,5 | 35,70 | 5,60 | - | 127,0 | 160,9 | 6,60 | PHC 120H-1... |
| 140H-1 | 28AH-1 | 44,450 | 25,40 | 25,22 | 12,70 | 57,6 | 62,2 | 62,2 | 41,00 | 6,40 | - | 172,4 | 217,3 | 8,30 | PHC 140H-1... |
| 160H-1 | 32AH-1 | 50,800 | 28,58 | 31,55 | 14,27 | 68,2 | 73,0 | 73,0 | 47,80 | 7,20 | - | 226,8 | 285,8 | 10,30 | PHC 160H-1... |
| 180H-1 | 36AH-1 | 57,150 | 35,71 | 35,48 | 17,46 | 75,9 | 81,6 | - | 53,60 | 8,0 | - | 281,0 | 341,8 | 14,83 | PHC 180H-1... |
| 200H-1 | 40AH-1 | 63,500 | 39,68 | 37,85 | 19,85 | 86,6 | 93,5 | 93,5 | 60,00 | 9,50 | - | 353,8 | 444,5 | 19,16 | PHC 200H-1... |
| 240H-1 | 48AH-1 | 76,200 | 47,63 | 47,35 | 23,81 | 109,6 | 115,9 | - | 72,30 | 12,70 | - | 500,0 | 600,0 | 30,4 | PHC 240H-1... |
| 60H-2 | 12AH-2 | 19,050 | 11,91 | 12,57 | 5,94 | 55,3 | 57,1 | 57,7 | 18,00 | 3,25 | 26,11 | 63,6 | 84,5 | 3,71 | PHC 60H-2... |
| 80H-2 | 16AH-2 | 25,400 | 15,88 | 15,75 | 7,92 | 68,8 | 70,3 | 72,0 | 24,00 | 4,00 | 32,59 | 113,4 | 145,3 | 6,15 | PHC 80H-2... |
| 100H-2 | 20AH-2 | 31,750 | 19,05 | 18,90 | 9,53 | 82,7 | 86,0 | 86,0 | 30,00 | 4,80 | 39,09 | 177,0 | 225,9 | 9,03 | PHC 100H-2... |
| 120H-2 | 24AH-2 | 38,100 | 22,23 | 25,22 | 11,10 | 102,4 | 106,4 | 106,4 | 35,70 | 5,60 | 48,87 | 254,0 | 322,7 | 13,13 | PHC 120H-2... |
| 140H-2 | 28AH-2 | 44,450 | 25,40 | 25,22 | 12,70 | 109,8 | 114,4 | 114,4 | 41,00 | 6,40 | 52,20 | 344,8 | 437,7 | 16,60 | PHC 140H-2... |
| 160H-2 | 32AH-2 | 50,800 | 28,58 | 31,55 | 14,27 | 130,1 | 134,9 | 134,9 | 47,80 | 7,20 | 61,90 | 453,6 | 571,6 | 20,20 | PHC 160H-2... |
| 200H-2 | 40AH-2 | 63,500 | 39,68 | 37,85 | 19,85 | 164,9 | 171,8 | 171,8 | 60,00 | 9,50 | 78,31 | 707,6 | 894,9 | 38,11 | PHC 200H-2... |
| 240H-2 | 48AH-2 | 76,200 | 47,63 | 47,35 | 23,81 | 211,0 | 217,3 | 217,3 | 72,30 | 12,70 | 47,35 | 1000,0 | 1200,0 | 64,78 | PHC 240H-2... |
| 60H-3 | 12AH-3 | 19,050 | 11,91 | 12,57 | 5,94 | 81,4 | 83,2 | 83,8 | 18,00 | 3,25 | 26,11 | 95,4 | 113,9 | 5,54 | PHC 60H-3... |
| 80H-3 | 16AH-3 | 25,400 | 15,88 | 15,75 | 7,92 | 101,4 | 102,9 | 104,6 | 24,00 | 4,00 | 32,59 | 170,1 | 203,5 | 9,42 | PHC 80H-3... |
| 100H-3 | 20AH-3 | 31,750 | 19,05 | 18,90 | 9,53 | 121,8 | 125,1 | 125,1 | 30,00 | 4,80 | 39,09 | 265,5 | 314,8 | 12,96 | PHC 100H-3... |
| 120H-3 | 24AH-3 | 38,100 | 22,23 | 25,22 | 11,10 | 151,2 | 155,2 | 155,2 | 35,70 | 5,60 | 48,87 | 381,0 | 444,7 | 19,64 | PHC 120H-3... |
| 140H-3 | 28AH-3 | 44,450 | 25,40 | 25,22 | 12,70 | 162,0 | 166,6 | 166,6 | 41,00 | 6,40 | 52,20 | 517,2 | 598,4 | 24,90 | PHC 140H-3... |
| 160H-3 | 32AH-3 | 50,800 | 28,58 | 31,55 | 14,27 | 192,0 | 196,8 | 196,8 | 47,80 | 7,20 | 61,90 | 680,4 | 787,3 | 30,10 | PHC 160H-3... |
| 200H-3 | 40AH-3 | 63,500 | 39,68 | 37,85 | 19,85 | 243,2 | 250,1 | 250,1 | 60,00 | 9,50 | 78,31 | 1061,4 | 1228,2 | 57,06 | PHC 200H-3... |
| 240H-3 | 48AH-3 | 76,200 | 47,63 | 47,35 | 23,81 | 312,0 | 318,3 | 318,3 | 72,30 | 12,70 | 47,35 | 1500,0 | 1650,0 | 70,53 | PHC 240H-3... |

* Bushing chain: d₁ indicates external diameter of bushing

Standard lengths are 10 ft. and 5 m. To complete designation, add chain length. For example, a 5 m box of 160H-1 is PHC 160H-1X5MTR.

For links, add "C/L" for "connecting" and "O/L" for "offset" to the designation.

For cotted, add a "C" after the number of strands. For example 160H-1 with a cotted pin is designated PHC 160H-1C...

For heavy duty multistrand chain drives, special sprockets are needed due to differences in transverse pitch.

SKF Xtra Strength BH Series

Table 1

| BS/ISO Chain number | Dimensions | | Width between inner plates | Pin diameter | Pin length | | Inner plate height | Plate thickness | Ultimate tensile strength | Weight per meter | Designation |
|---------------------|------------|--------------------|----------------------------|--------------------|------------|--------------------|--------------------|-----------------|---------------------------|------------------|---------------|
| | Pitch | Roller diameter | | | L max | L _c max | | | | | |
| – | P | d ₁ max | b ₁ max | d ₂ max | L max | L _c max | h ₂ max | T max | Q min | q | – |
| – | mm | | | | | | | | kN | kg/m | – |
| 04BH | 6.000 | 4 | 2.8 | 1.85 | 8.4 | 9.4 | 5.00 | 0.9 | 5.0 | 0.14 | PHC 04BH-1... |
| 06BH* | 9.525 | 6.35 | 5.72 | 3.58 | 14.4 | 15.4 | 8.20 | 1.6 | 11.3 | 0.51 | PHC 06BH-1... |
| 08BH | 12.7 | 8.51 | 7.85 | 4.45 | 18.8 | 19.9 | 11.80 | 2.3 | 20.6 | 0.79 | PHC 08BH-1... |
| 10BH | 15.875 | 10.16 | 9.65 | 5.08 | 20.2 | 21.6 | 14.70 | 1.85 | 25 | 1.03 | PHC 10BH-1... |
| 12BH | 19.05 | 12.07 | 11.68 | 5.94 | 25.2 | 26.8 | 16.00 | 2.42 | 40 | 1.45 | PHC 12BH-1... |
| 16BH | 25.4 | 15.88 | 17.02 | 8.9 | 35.7 | 38.9 | 24.10 | 4.0/3.1 | 80 | 3.11 | PHC 16BH-1... |
| 24BH | 38.1 | 25.4 | 25.4 | 14.63 | 58.6 | 63.4 | 36.20 | 7.5/6.0 | 225 | 9 | PHC 24BH-1... |

* Straight sidebar

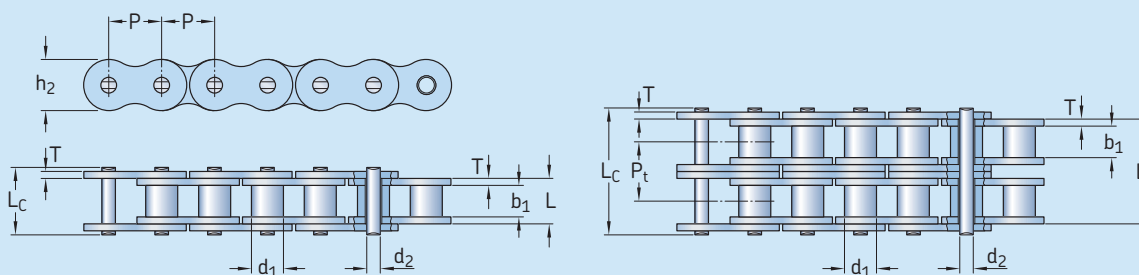
SKF Xtra Strength SH Chains

SKF Xtra Strength SH Chains have a 25–35% greater ultimate tensile strength than ANSI heavy duty roller chains due to their thicker plates and thru hardened pins. These chains can accommodate higher shock loads and provide longer service life, while retaining the same dimensions as ANSI heavy duty series roller chains.



SKF Xtra Strength SH Chains used in the earthmoving industry

SKF Xtra Strength SH Chains



| Chain number | Dimensions | | | | Pin length | Inner plate height | Plate thickness | Ultimate tensile strength | Average tensile strength | Weight per meter | Designation | |
|--------------|------------|--------------------|----------------------------|--------------------|------------|--------------------|--------------------|---------------------------|--------------------------|------------------|-------------|-----------------|
| | Pitch | Roller diameter | Width between inner plates | Pin diameter | | | | | | | | |
| | P | d ₁ max | b ₁ min | d ₂ max | L max | L _c max | h ₂ max | T max | Q min | Q ₀ | q | |
| | mm | | | | | | | | kN | | kg/m | |
| 25SH-1* | 6,35 | 3,3 | 3,18 | 2,01 | 9,0 | – | 6,00 | 2,01 | 5,09 | 5,6 | 2,17 | PHC 25SH-1X... |
| 35SH-1* | 9,525 | 5,08 | 4,77 | 3,58 | 13,3 | 14,3 | 9,00 | 1,50 | 11,00 | 13,6 | 0,41 | PHC 35SH-1X... |
| 40SH-1 | 12,700 | 7,95 | 7,85 | 3,96 | 18,8 | 19,9 | 12,00 | 2,03 | 22,40 | 24,8 | 0,82 | PHC 40SH-1X... |
| 50SH-1 | 15,875 | 10,16 | 9,40 | 5,08 | 22,1 | 23,4 | 15,09 | 2,42 | 30,40 | 36,2 | 1,25 | PHC 50SH-1X... |
| 60SH-1 | 19,050 | 11,91 | 12,57 | 5,94 | 29,2 | 31,6 | 18,00 | 3,25 | 44,10 | 50,4 | 1,87 | PHC 60SH-1X... |
| 80SH-1 | 25,400 | 15,88 | 15,75 | 7,92 | 36,2 | 37,7 | 24,00 | 4,00 | 88,20 | 93,0 | 3,10 | PHC 80SH-1X... |
| 100SH-1 | 31,750 | 19,05 | 18,90 | 9,53 | 43,6 | 46,9 | 30,00 | 4,80 | 116,60 | 129,1 | 4,52 | PHC 100SH-1X... |
| 120SH-1 | 38,100 | 22,23 | 25,22 | 11,10 | 53,5 | 57,5 | 35,70 | 5,60 | 158,20 | 175,3 | 6,60 | PHC 120SH-1X... |
| 140SH-1 | 44,450 | 25,40 | 25,22 | 12,70 | 57,6 | 62,2 | 41,00 | 6,40 | 206,00 | 266,5 | 8,30 | PHC 140SH-1X... |
| 160SH-1 | 50,800 | 28,58 | 31,55 | 14,27 | 68,2 | 73,0 | 47,80 | 7,20 | 274,00 | 293,0 | 10,30 | PHC 160SH-1X... |
| 200SH-1 | 63,500 | 39,68 | 37,85 | 19,85 | 86,6 | 93,5 | 60,00 | 9,50 | 506,10 | 562,3 | 19,16 | PHC 200SH-1X... |
| 240SH-1 | 76,200 | 47,63 | 47,35 | 23,81 | 109,6 | 115,9 | 72,30 | 12,70 | 650,00 | 715,0 | 32,81 | PHC 240SH-1X... |

* Bushing chain: d₁ indicates external diameter of bushing

Standard lengths are 10 ft. and 5 m. To complete designation, add chain length. For example, a 5 m box of 100SH-1 is PHC100SH-1X5MTR.

For "connecting" links, add "C/L" to the designation.

For heavy duty multistrand chain drives, special sprockets are needed due to differences in transverse pitch.

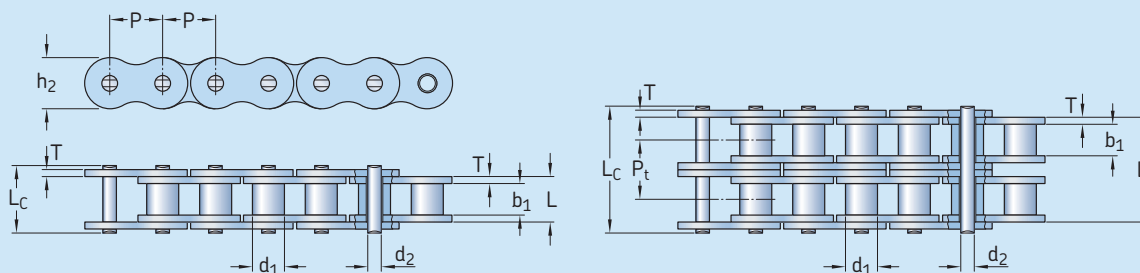
SKF Xtra Strength SPH Chains

SKF Xtra Strength SPH Chains have specially designed, close tolerance link plates and pitch holes. Their special design can improve load carrying capacity by 25–32%. The pins used on these chains are thru hardened for greater shock load resistance. The dimensions of these chains are the same as ANSI standard roller chains.



SKF Xtra Strength SPH Chains used in the steel industry

SKF Xtra Strength SPH Chains



| Chain number | Dimensions | | | | | Inner plate height | Plate thickness | Transverse pitch | Ultimate tensile strength | Average tensile strength | Weight per meter | Designation | |
|-----------------|------------|--------------------|----------------------------|--------------------|------------|--------------------|--------------------|------------------|---------------------------|--------------------------|------------------|-------------|-----------------|
| | Pitch | Roller diameter | Width between inner plates | Pin diameter | Pin length | | | | | | | | |
| | P | d ₁ max | b ₁ min | d ₂ max | L max | L _c max | h ₂ max | T max | P _t | Q min | Q ₀ | q | |
| | mm | | | | | | | | | | kN | kg/m | – |
| 80SPH-1 | 25,400 | 15,88 | 15,75 | 7,94 | 32,7 | 36,5 | 24,10 | 3,20 | – | 77,5 | 85,3 | 2,86 | PHC80SPH-1X... |
| 100SPH-1 | 31,750 | 19,05 | 18,95 | 9,54 | 40,4 | 44,7 | 30,10 | 4,00 | – | 115,5 | 127,0 | 4,21 | PHC100SPH-1X... |
| 120SPH-1 | 38,100 | 22,23 | 25,22 | 11,11 | 50,3 | 54,3 | 36,20 | 4,80 | – | 165,0 | 186,0 | 6,36 | PHC120SPH-1X... |
| 140SPH-1 | 44,450 | 25,40 | 25,22 | 12,71 | 54,4 | 59,0 | 42,20 | 5,60 | – | 222,7 | 245,0 | 8,04 | PHC140SPH-1X... |
| 160SPH-1 | 50,800 | 28,58 | 31,55 | 14,29 | 64,8 | 69,6 | 48,20 | 6,40 | – | 285,5 | 314,0 | 10,80 | PHC160SPH-1X... |
| 200SPH-1 | 63,500 | 39,68 | 37,85 | 19,85 | 80,3 | 87,2 | 60,30 | 8,00 | – | 445,5 | 490,0 | 18,00 | PHC200SPH-1X... |
| 240SPH-1 | 76,200 | 47,63 | 47,35 | 23,81 | 95,5 | 103,0 | 62,40 | 9,50 | – | 640,0 | 704,0 | 37,84 | PHC240SPH-1X... |
| 80SPH-2 | 25,400 | 15,88 | 15,75 | 7,94 | 62,7 | 65,8 | 24,10 | 3,20 | 29,29 | 155,0 | 170,6 | 5,68 | PHC80SPH-2X... |
| 100SPH-2 | 31,750 | 19,05 | 18,95 | 9,54 | 76,4 | 80,5 | 30,10 | 4,00 | 35,76 | 231,0 | 255,0 | 8,34 | PHC100SPH-2X... |
| 120SPH-2 | 38,100 | 22,23 | 25,22 | 11,11 | 95,8 | 99,7 | 36,20 | 4,80 | 45,44 | 339,0 | 373,0 | 12,63 | PHC120SPH-2X... |
| 140SPH-2 | 44,450 | 25,40 | 25,22 | 12,71 | 103,3 | 107,9 | 42,20 | 5,60 | 48,87 | 445,5 | 490,0 | 15,92 | PHC140SPH-2X... |
| 160SPH-2 | 50,800 | 28,58 | 31,55 | 14,29 | 123,3 | 128,1 | 48,20 | 6,40 | 58,55 | 571,0 | 628,0 | 21,43 | PHC160SPH-2X... |
| 200SPH-2 | 63,500 | 39,68 | 37,85 | 19,85 | 151,9 | 158,8 | 60,30 | 8,00 | 71,55 | 892,0 | 981,0 | 35,00 | PHC200SPH-2X... |
| 240SPH-2 | 76,200 | 47,63 | 47,35 | 23,81 | 183,4 | 190,8 | 62,40 | 9,50 | 87,83 | 1280,0 | 1408,0 | 52,89 | PHC240SPH-2X... |
| 80SPH-3 | 25,400 | 15,88 | 15,75 | 7,94 | 91,7 | 95,1 | 24,10 | 3,20 | 29,29 | 232,5 | 255,9 | 8,18 | PHC80SPH-3X... |
| 100SPH-3 | 31,750 | 19,05 | 18,95 | 9,54 | 112,2 | 116,3 | 30,10 | 4,00 | 35,76 | 347,3 | 382,0 | 12,47 | PHC100SPH-3X... |
| 120SPH-3 | 38,100 | 22,23 | 25,22 | 11,11 | 141,4 | 145,2 | 36,20 | 4,80 | 45,44 | 508,0 | 559,0 | 18,90 | PHC120SPH-3X... |
| 140SPH-3 | 44,450 | 25,40 | 25,22 | 12,71 | 152,2 | 156,8 | 42,20 | 5,60 | 48,87 | 668,0 | 735,0 | 23,84 | PHC140SPH-3X... |
| 160SPH-3 | 50,800 | 28,58 | 31,55 | 14,29 | 181,8 | 186,6 | 48,20 | 6,40 | 58,55 | 855,5 | 941,0 | 32,10 | PHC160SPH-3X... |
| 200SPH-3 | 63,500 | 39,68 | 37,85 | 19,85 | 223,5 | 230,4 | 60,30 | 8,00 | 71,55 | 1336,4 | 1470,0 | 52,50 | PHC200SPH-3X... |
| 240SPH-3 | 76,200 | 47,63 | 47,35 | 23,81 | 271,3 | 288,2 | 62,40 | 9,50 | 87,83 | 1920,0 | 2112,0 | 60,84 | PHC240SPH-3X... |

Standard lengths are 10 ft. and 5 m. To complete designation, add chain length. For example, a 5 m box of 100SPH-1 is PHC 100SPH-1X5MTR. For "connecting" links, add "C/L" to the designation.

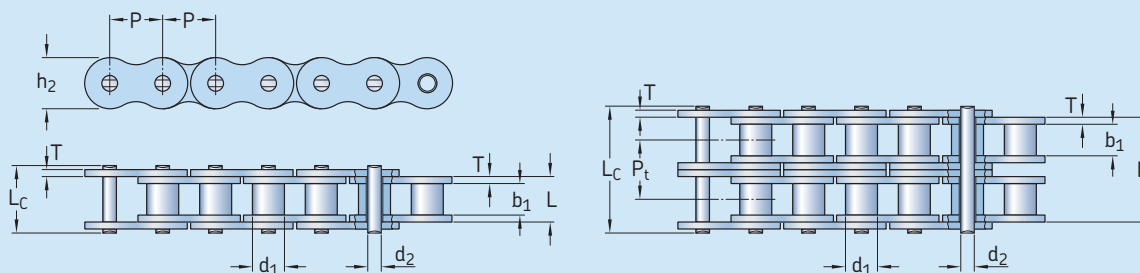
SKF Xtra Strength SHH Chains

SKF Xtra Strength SHH Chains use link plates that, in most cases, are equal in thickness to the plates used in the next larger size of SKF Xtra Strength SPH Chains. Its pins are also thru hardened. The use of higher grade materials results in chains that have greater ultimate tensile strength and allowable load than SKF Xtra Strength SH Chains.



SKF Xtra Strength SHH Chains used in construction machinery

SKF Xtra Strength SHH Chains

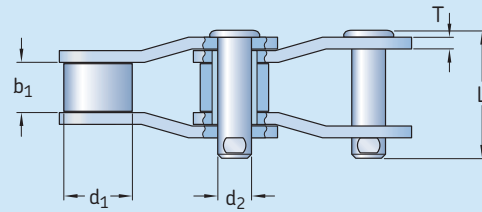
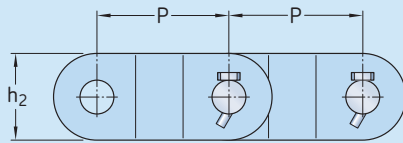


| Chain number | Dimensions | | | | | Inner plate height | Plate thickness | Transverse pitch | Ultimate tensile strength | Average tensile strength | Weight per meter | Designation | |
|-----------------|------------|--------------------|----------------------------|--------------------|------------|--------------------|--------------------|------------------|---------------------------|--------------------------|------------------|-------------|------------------|
| | Pitch | Roller diameter | Width between inner plates | Pin diameter | Pin length | | | | | | | | |
| | P | d ₁ max | b ₁ min | d ₂ max | L max | L _c max | h ₂ max | T max | P _t | Q min | Q ₀ | q | |
| | mm | | | | | | | | | kN | | kg/m | |
| 80SHH-1 | 25,400 | 15,88 | 15,75 | 7,94 | 36,2 | 38,9 | 24,10 | 4,00 | – | 89,2 | 98,1 | 3,36 | PHC 80SHH-1X... |
| 100SHH-1 | 31,750 | 19,05 | 18,90 | 9,54 | 43,6 | 46,9 | 30,10 | 4,80 | – | 131,8 | 145,0 | 4,90 | PHC 100SHH-1X... |
| 120SHH-1 | 38,100 | 22,23 | 25,22 | 11,11 | 53,5 | 57,5 | 36,20 | 5,60 | – | 176,0 | 196,0 | 7,12 | PHC 120SHH-1X... |
| 140SHH-1 | 44,450 | 25,40 | 25,22 | 12,71 | 57,6 | 62,2 | 42,20 | 6,40 | – | 231,9 | 255,0 | 8,88 | PHC 140SHH-1X... |
| 160SHH-1 | 50,800 | 28,58 | 31,55 | 14,29 | 68,2 | 73,0 | 48,20 | 7,20 | – | 294,5 | 324,0 | 11,72 | PHC 160SHH-1X... |
| 200SHH-1 | 63,500 | 39,68 | 37,85 | 19,85 | 86,6 | 93,5 | 60,30 | 9,50 | – | 543,6 | 598,0 | 19,80 | PHC 200SHH-1X... |
| 240SHH-1 | 76,200 | 47,63 | 47,35 | 23,81 | 109,6 | 115,9 | 72,35 | 12,70 | – | 801,7 | 922,0 | 32,25 | PHC 240SHH-1X... |
| 80SHH-2 | 25,400 | 15,88 | 15,75 | 7,94 | 68,8 | 72,0 | 24,10 | 4,00 | 32,59 | 178,4 | 196,2 | 6,65 | PHC 80SHH-2X... |
| 100SHH-2 | 31,750 | 19,05 | 18,90 | 9,54 | 82,7 | 86,0 | 30,10 | 4,80 | 39,09 | 263,6 | 290,0 | 9,71 | PHC 100SHH-2X... |
| 120SHH-2 | 38,100 | 22,23 | 25,22 | 11,11 | 102,4 | 106,4 | 36,20 | 5,60 | 48,87 | 356,4 | 392,0 | 14,12 | PHC 120SHH-2X... |
| 140SHH-2 | 44,450 | 25,40 | 25,22 | 12,71 | 109,8 | 114,4 | 42,20 | 6,40 | 52,20 | 463,6 | 510,0 | 17,38 | PHC 140SHH-2X... |
| 160SHH-2 | 50,800 | 28,58 | 31,55 | 14,29 | 130,1 | 134,9 | 48,20 | 7,20 | 61,90 | 588,0 | 647,0 | 23,00 | PHC 160SHH-2X... |
| 200SHH-2 | 63,500 | 39,68 | 37,85 | 19,85 | 164,9 | 171,8 | 60,30 | 9,50 | 78,31 | 1091,0 | 1200,0 | 38,50 | PHC 200SHH-2X... |
| 240SHH-2 | 76,200 | 47,63 | 47,35 | 23,81 | 211,0 | 217,3 | 72,35 | 12,70 | 101,22 | 1603,4 | 1763,0 | 68,18 | PHC 240SHH-2X... |
| 80SHH-3 | 25,400 | 15,88 | 15,75 | 7,94 | 101,4 | 104,6 | 24,10 | 4,00 | 32,59 | 267,6 | 294,3 | 9,95 | PHC 80SHH-3X... |
| 100SHH-3 | 31,750 | 19,05 | 18,90 | 9,54 | 121,8 | 125,1 | 30,10 | 4,80 | 39,09 | 395,4 | 435,0 | 14,53 | PHC 100SHH-3X... |
| 120SHH-3 | 38,100 | 22,23 | 25,22 | 11,11 | 151,2 | 155,2 | 36,20 | 5,60 | 48,87 | 534,5 | 588,0 | 21,12 | PHC 120SHH-3X... |
| 140SHH-3 | 44,450 | 25,40 | 25,22 | 12,71 | 162,0 | 166,6 | 42,20 | 6,40 | 52,20 | 695,5 | 765,0 | 25,88 | PHC 140SHH-3X... |
| 160SHH-3 | 50,800 | 28,58 | 31,55 | 14,29 | 192,0 | 196,8 | 48,20 | 7,20 | 61,90 | 882,7 | 971,0 | 34,22 | PHC 160SHH-3X... |
| 200SHH-3 | 63,500 | 39,68 | 37,85 | 19,85 | 243,2 | 250,1 | 60,30 | 9,50 | 78,31 | 1627,3 | 1790,0 | 57,29 | PHC 200SHH-3X... |
| 240SHH-3 | 76,200 | 47,63 | 47,35 | 23,81 | 312,0 | 318,3 | 72,35 | 12,70 | 101,22 | 2405,1 | 2645,0 | 92,45 | PHC 240SHH-3X... |

Standard lengths are 10 ft. and 5 m. To complete designation, add chain length. For example, a 5 m box of 100SHH-1 is PHC 100SHH-1X5MTR.
 For "connecting" links, add "C/L" to the designation in the table.
 For heavy duty multistrand chain drives, special sprockets are needed due to differences in transverse pitch.

SKF Engineered drive chains

Table 1



| Chain number | Dimensions | | Roller diameter | Width between inner plates | Pin diameter | Pin length | Plate height | Plate thickness | Ultimate tensile strength | Average tensile strength | Weight per meter | Designation |
|---------------|------------|-------|--------------------|----------------------------|--------------------|------------|--------------------|-----------------|---------------------------|--------------------------|------------------|--------------------|
| | Pitch | | | | | | | | | | | |
| | P | | d ₁ max | b ₁ min | d ₂ max | L max | h ₂ max | T max | Q min | Q ₀ | q | |
| | mm | inch | | | | | | | kN | | kg/m | |
| PHC SS2065 | 50,8 | 2,000 | 28,58 | 32,5 | 15,05 | 79,5 | 38 | 7,9 | 220 | 242 | 12,14 | PHC SS2065 |
| PHC R3112 | 50,80 | 2,000 | 28,7 | 31 | 14,20 | 73,9 | 41,4 | 6,4 | 168,9 | 185 | 10,70 | PHC R3112 |
| PHC 2010 | 63,50 | 2,500 | 31,75 | 38,1 | 15,90 | 89,0 | 47,8 | 7,9 | 250 | 275 | 13,53 | PHC 2010 |
| PHC 2010H | 63,50 | 2,500 | 31,75 | 31,75 | 15,88 | 97,0 | 41,5 | 9,5 | 250 | 275 | 11,91 | PHC 2010H |
| PHC SS588F1 | 66,27 | 2,609 | 22,23 | 27 | 11,11 | 62,0 | 28,6 | 6,4 | 88,9 | 98 | 5,39 | PHC SS588F1 |
| PHC SS588F2 | 66,27 | 2,609 | 22,23 | 27 | 9,53 | 59,0 | 25,4 | 5,6 | 84,46 | 91 | 4,26 | PHC SS588F2 |
| PHC MXS882 | 66,27 | 2,609 | 22,23 | 28,58 | 11,10 | 68,5 | 28,5 | 6,4 | 115,6 | 125 | 5,30 | PHC MXS882 |
| PHC SS588 | 66,27 | 2,609 | 22,23 | 28,6 | 11,11 | 63,7 | 28,6 | 6,4 | 130 | 144 | 5,46 | PHC SS588 |
| PHC MX603 | 76,20 | 3,000 | 22,5* | 38 | 14,00 | 88 | 40 | 8,0 | 147 | 161 | 9,20 | PHC MX603 |
| PHC 2512 | 77,90 | 3,067 | 41,28 | 39,6 | 19,05 | 100 | 57 | 9,7 | 340 | 367 | 18,40 | PHC 2512 |
| PHC SS568H | 77,90 | 3,067 | 41,3 | 39,7 | 19,05 | 97,6 | 57 | 9,5 | 340 | 367 | 19,80 | PHC SS568H |
| PHC SS568HF2 | 77,90 | 3,067 | 41,3 | 39,7 | 19,05 | 98,5 | 57 | 9,5 | 447 | 491 | 16,90 | PHC SS568HF2 |
| PHC 2512F2 | 77,90 | 3,067 | 41,28 | 38,5 | 19,05 | 103,4 | 60 | 10,0 | 400 | 420 | 20,28 | PHC 2512F2 |
| PHC 2510F1 | 78,10 | 3,075 | 31,75 | 36,6 | 16,00 | 88,9 | 38,1 | 8,0 | 124,5 | 137 | 9,93 | PHC 2510F1 |
| PHC 2510F2 | 78,10 | 3,075 | 31,75 | 36,6 | 15,75 | 88 | 38,1 | 8,0 | 225 | 248 | 11,70 | PHC 2510F2 |
| PHC 2510 | 78,10 | 3,075 | 31,75 | 36,9 | 16,00 | 94,8 | 40 | 8,0 | 271 | 292 | 10,72 | PHC 2510 |
| PHC 2510H | 78,10 | 3,075 | 31,75 | 36,9 | 16,50 | 95,3 | 45 | 9,5 | 280 | 302 | 12,70 | PHC 2510H |
| PHC MXS3075 | 78,10 | 3,075 | 31,75 | 38,1 | 16,46 | 93,5 | 44,5 | 9,7 | 334 | 360 | 13,45 | PHC MXS3075 |
| PHC MXS3075F1 | 78,10 | 3,075 | 33 | 38,1 | 16,46 | 94,5 | 44,5 | 9,7 | 334 | 365 | 14,00 | PHC MXS3075F1 |
| PHC MXS3075F2 | 78,10 | 3,075 | 31,75 | 38,1 | 17,81 | 90 | 45 | 8,0 | 333 | 365 | 12,20 | PHC MXS3075F2 |
| PHC SS40H | 78,11 | 3,075 | 31,75 | 38,1 | 15,88 | 97 | 41,5 | 9,5 | 250 | 280 | 12,60 | PHC SS40H |
| PHC 2814 | 88,90 | 3,500 | 44,45 | 36,6 | 22,23 | 117,6 | 58 | 12,7 | 471 | 507 | 25,70 | PHC 2814 |
| PHC 2814F1 | 88,90 | 3,500 | 44,45 | 36,9 | 22,23 | 117,6 | 60 | 13,5 | 556 | 611 | 24,20 | PHC 2814F1 |
| PHC 2814F2 | 88,90 | 3,500 | 44,45 | 38,6 | 22,23 | 119,6 | 58 | 12,7 | 559 | 614 | 25,40 | PHC 2814F2 |
| PHC 3214 | 103,20 | 4,063 | 44,45 | 48 | 22,00 | 123,5 | 55 | 13,0 | 476 | 514 | 23,60 | PHC 3214 |
| PHC SS124 | 103,20 | 4,063 | 44,45 | 49,2 | 22,23 | 127,2 | 57 | 12,7 | 560 | 590 | 22,57 | PHC SS124 |
| PHC MXS1242 | 103,20 | 4,063 | 44,45 | 49,2 | 22,23 | 124,5 | 57 | 12,8 | 623 | 672 | 24,63 | PHC MXS1242 |
| PHC 3214F1 | 103,20 | 4,063 | 44,45 | 49,2 | 23,90 | 129 | 60 | 14,0 | 666,4 | 700 | 26,70 | PHC 3214F1 |
| PHC 3315 | t103,45 | 4,073 | 45,24 | 49,3 | 23,85 | 130 | 63,5 | 14,2 | 550 | 594 | 27,71 | PHC 3315 |
| PHC SS1245 | 103,45 | 4,073 | 45,2 | 49,6 | 23,80 | 129,4 | 60 | 14,5 | 550 | 605 | 31,19 | PHC SS1245 |
| PHC SH1245 | 103,45 | 4,073 | 45,3 | 49,6 | 23,80 | 130 | 60 | 14,5 | 722 | 794 | 31,00 | PHC SH1245 |
| PHC SS15F1 | 103,45 | 4,073 | 45,24 | 47,9 | 23,85 | 133 | 60 | 15,0 | 650 | 616 | 27,34 | PHC SS15F1 |
| PHC 3618 | 114,30 | 4,500 | 57,15 | 52,3 | 27,97 | 138 | 79,2 | 14,2 | 760 | 820 | 41,20 | PHC 3618 |
| PHC SS635H | 114,30 | 4,500 | 57,2 | 52,4 | 27,94 | 137 | 76,2 | 14,5 | 760 | 836 | 37,80 | PHC SS635H |
| PHC SS635HF1 | 114,30 | 4,500 | 57,2 | 52,4 | 27,94 | 137 | 76,2 | 17,5 | 964 | 1 060 | 37,90 | PHC SS635HF1 |
| PHC R01205 | 127,00 | 5,000 | 63,5 | 65 | 31,75 | 147,6 | 82,5 | 14,2 | 872 | 955 | 42,93 | PHC R01205 |
| PHC 4020 | t127,00 | 5,000 | 63,5 | 69,9 | 31,78 | 165,7 | 88,9 | 15,7 | 987 | 1 069 | 48,60 | PHC 4020 |
| PHC 4020SH | 127,00 | 5,000 | 63,5 | 69,9 | 31,78 | 165,7 | 88,9 | 15,7 | 1332 | 1 246 | 48,60 | PHC 4020SH |
| PHC F2184 1 | 152,40 | 6,000 | 76,2 | 35 | 22,20 | 96 | 51 | 9,5 | 330 | 356 | 18,17 | PHC F2184 |
| PHC A2184 1 | 152,40 | 6,000 | 76,2 | 35 | 22,20 | 96 | 51 | 9,5 | 330 | 330 | 18,17 | PHC A2184 |
| PHC N2184 1 | 152,40 | 6,000 | 76,2 | 35 | 22,20 | 96 | 51 | 9,5 | 330 | 320 | 18,17 | PHC N2184 |
| PHC R06042F1 | 152,40 | 6,000 | 76,2 | 76,3 | 44,00 | 184 | 120 | 19,0 | 1500 | 1 600 | 63,60 | PHC R06042F1 |
| PHC 4824 | 152,40 | 6,000 | 76,2 | 74,6 | 38,10 | 186 | 100 | 20,0 | 1600 | 1 700 | 69,80 | PHC 4824 |

* Bush Diameter external dimension
Prefix F - Standard materials; Prefix A - Stainless steel bush & pin only; Prefix N - Nickel plated bush & pin only

SKF Xtra Performance SLR Chains

The method of achieving internal lubrication of the chains is known as sintering and consists of the high quality oil impregnation of the components during their manufacture. The steel bushings are forged with lubricant within the material structure of the steel. During this operation, the lubricant forms a micro thin layer between the pin and internal roller surfaces.

Self-lubricating chains provide excellent service life without relubrication. In addition, self-lubricating chain pins are nickel-plated to provide a very smooth running surface that will not cause the self-lubricating bushings to wear. The link plates are black phosphate coated. Self-lubricating chains are interchangeable with standard roller chains.

The use of self-lubricating chains can substantially reduce elongation in many applications. This provides an increased service life of the chain.

The SKF Xtra Performance SLR Chains can also be used as a base for attachment chains, which are commonly required in the printing and packaging industry.

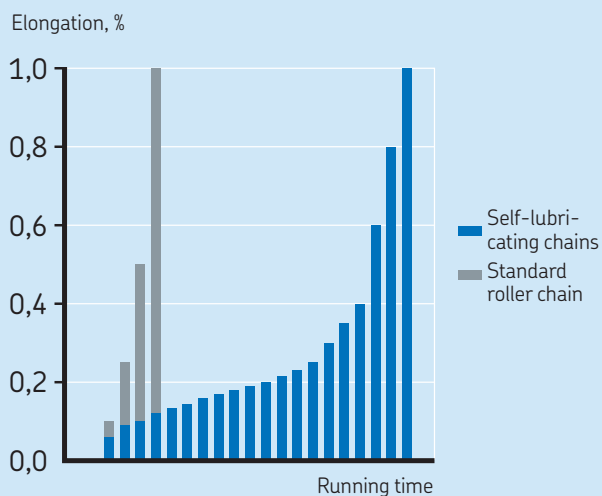
Application

As self-lubricating chains do not require lubricant, they are suitable for applications where lubrication is not possible or practical. Consequently, these chains offer a long-lasting maintenance-free solution. Contamination of the final product from oil spillage or oil mist is the primary reason for lubrication-free chains in the paper, packaging, electronics, white and brown goods manufacturing sectors. Altogether, if lubrication can be avoided, planned lubrication intervals are unnecessary and maintenance costs are reduced accordingly.

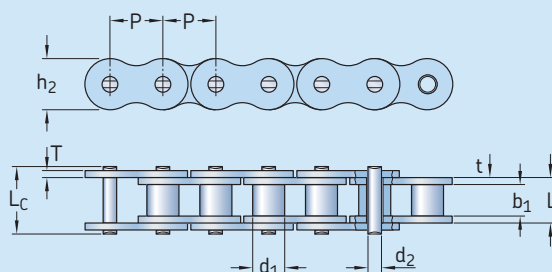


SKF Xtra Performance SLR Chains used on food processing machinery

SKF Xtra Performance SLR Chains vs standard chains



SKF Xtra Performance SLR Chains



| Chain number | Dimensions | | | | | | | | | | Ultimate tensile strength | Weight per meter | Designation |
|-----------------|------------|--------------------|----------------------------|----------------------------|--------------------|------------|--------------------|--------------------|-------|-------|---------------------------|------------------|-----------------|
| | Pitch | Roller diameter | Width between inner plates | Width between outer plates | Pin diameter | Pin length | Plate height | Plate thickness | | | | | |
| | P | d ₁ max | b ₁ min | b ₂ min | d ₂ max | L max | L _c max | h ₂ max | t max | T max | Q min | q | |
| | mm | | | | | | | | | | kN | kg/m | |
| 08B-1SLR | 12,70 | 8,51 | 7,75 | 13,03 | 4,45 | 18,3 | 19,8 | 11,8 | 1,60 | 1,60 | 18,0 | 0,73 | PHC 08B-1SLR... |
| 10B-1SLR | 15,88 | 10,16 | 9,65 | 13,75 | 5,08 | 19,9 | 21,6 | 14,7 | 1,70 | 1,70 | 22,4 | 0,97 | PHC 10B-1SLR... |
| 12B-1SLR | 19,05 | 12,07 | 11,68 | 15,75 | 5,72 | 22,5 | 24,2 | 16,0 | 1,85 | 1,85 | 29,0 | 1,20 | PHC 12B-1SLR... |
| 16B-1SLR | 25,40 | 15,88 | 17,02 | 27,50 | 8,28 | 38,1 | 40,6 | 21,0 | 4,15 | 3,10 | 60,0 | 2,72 | PHC 16B-1SLR... |
| 12B-2SLR | 19,05 | 12,07 | 11,68 | 35,21 | 5,72 | 42,0 | 43,6 | 16,0 | 1,85 | 1,85 | 58,0 | 2,42 | PHC 12B-2SLR... |
| 16B-2SLR | 25,40 | 15,88 | 17,02 | 57,46 | 8,28 | 68,0 | 71,0 | 21,0 | 4,15 | 3,10 | 106,0 | 5,68 | PHC 16B-2SLR... |
| 40-1SLR | 12,7 | 7,95 | 7,85 | 12,25 | 3,96 | 16,6 | 17,8 | 12,0 | 1,5 | 1,5 | 14,1 | 0,62 | PHC 40-1SLR... |
| 50-1SLR | 15,88 | 10,16 | 9,40 | 13,84 | 5,03 | 20,7 | 22,2 | 15,1 | 2,03 | 2,03 | 21,8 | 1,12 | PHC 50-1SLR... |
| 60-1SLR | 19,05 | 11,91 | 12,57 | 19,35 | 5,94 | 27,5 | 29,3 | 18,0 | 2,42 | 2,42 | 34,2 | 1,65 | PHC 60-1SLR... |
| 80-1SLR | 25,40 | 15,88 | 15,75 | 22,66 | 7,92 | 32,7 | 35,0 | 24,0 | 3,25 | 3,25 | 56,7 | 2,63 | PHC 80-1SLR... |
| 100-1SLR | 31,75 | 19,05 | 18,90 | 27,51 | 9,53 | 40,4 | 44,7 | 30,0 | 4,00 | 4,00 | 86,7 | 3,94 | PHC 100-1SLR... |
| 60-2SLR | 19,05 | 11,91 | 12,57 | 42,13 | 5,94 | 50,3 | 52,1 | 18,0 | 3,25 | 2,42 | 68,4 | 3,21 | PHC 60-2SLR... |

Standard lengths are 10 ft. and 5 m. To complete designation, add chain length. For example, a 10 ft. box of 10B-1SLR is PHC 10B-1SLRX10FT. For links, add "C/L" for "connecting" and "O/L" for "offset" to the designation.


SKF Side Bow Chains

Side bow (curved) chains are able to flex and twist due to extra clearance between the inner and outer side plates. They are ideal for use on curved conveyors or to transmit power under misaligned sprocket conditions. They are produced with barrel shaped pins and additional pin, bushing and link plate clearances.

These features allow travel in a curved path and/or chain twist.

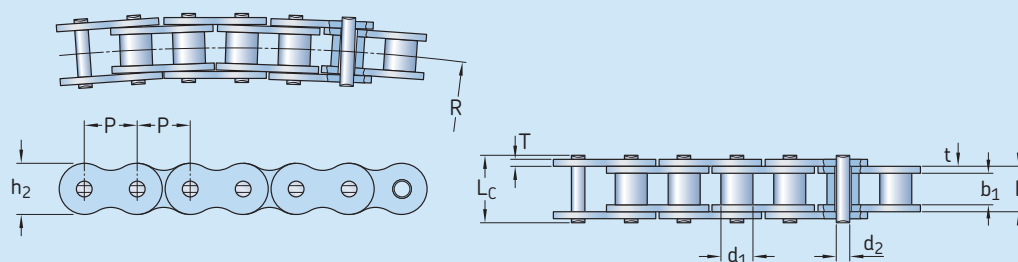
Application

SKF Side Bow Chains are commonly used in curved track conveyors in the bottling, packaging, canning and textile industries.



SKF Xtra Performance SLR Chains used on food processing machinery

SKF Side Bow Chains



| Chain number | Dimensions | | | | | | | | | | Ultimate tensile strength | Average tensile strength | Weight per meter | Designation |
|------------------|------------|--------------------|----------------------------|--------------------|------------|--------------------|--------------------|-----------------|-------|----------------|---------------------------|--------------------------|------------------|------------------|
| | Pitch | Roller diameter | Width between inner plates | Pin diameter | Pin length | Inner plate height | Plate thickness | Side bow radius | Q min | Q ₀ | | | | |
| | P | d ₁ max | b ₁ min | d ₂ max | L max | L _c max | h ₂ max | t max | T max | R min | Q min | Q ₀ | q | |
| | mm | | | | | | | | | | kN | kg/m | | |
| 40-1SB | 12,70 | 7,95 | 7,85 | 3,96 | 16,9 | 18,1 | 11,7 | 1,50 | 1,50 | 350 | 13,8 | 15,2 | 0,80 | PHC 40-1SB... |
| 43-1SB | 12,70 | 7,95 | 7,85 | 3,45 | 18,3 | 19,5 | 11,7 | 1,50 | 1,50 | 305 | 12,0 | 13,2 | 0,64 | PHC 43-1SB... |
| 50-1SB | 15,88 | 10,16 | 9,40 | 4,37 | 20,7 | 22,7 | 14,9 | 2,03 | 2,03 | 400 | 20,6 | 22,7 | 1,09 | PHC 50-1SB... |
| 60-1SB | 19,05 | 11,91 | 12,57 | 5,34 | 26,6 | 28,4 | 18,0 | 2,42 | 2,42 | 500 | 15,7 | 17,3 | 1,54 | PHC 60-1SB... |
| 63-1SB | 19,05 | 11,91 | 12,68 | 5,08 | 28,8 | 30,6 | 17,2 | 2,42 | 2,03 | 350 | 12,5 | 20,0 | 1,40 | PHC 63-1SB... |
| 80-1SB | 25,40 | 15,88 | 15,75 | 7,19 | 34,0 | 37,3 | 24,0 | 3,25 | 3,25 | 711 | 40,9 | 42,0 | 2,60 | PHC 80-1SB... |
| 08B-1SB | 12,70 | 8,51 | 7,75 | 3,97 | 17,4 | 18,7 | 11,8 | 1,60 | 1,60 | 400 | 14,0 | 15,4 | 0,70 | PHC 08B-1SB... |
| 10B-1SB | 15,88 | 10,16 | 9,65 | 4,50 | 20,1 | 21,5 | 14,7 | 1,70 | 1,70 | 400 | 15,6 | 17,2 | 0,93 | PHC 10B-1SB... |
| 12B-1SB | 19,05 | 12,07 | 11,68 | 5,12 | 23,1 | 24,8 | 16,0 | 1,85 | 1,85 | 500 | 20,5 | 22,6 | 1,16 | PHC 12B-1SB... |
| C2050-1SB | 31,75 | 10,16 | 9,40 | 5,08 | 21,3 | 22,6 | 15,0 | 2,03 | 2,03 | 800 | 21,8 | 24,1 | 0,84 | PHC C2050-1SB... |

Standard lengths are 10 ft. and 5 m. To complete designation, add chain length. For example, a 5 m box of 60-1SB is PHC 60-1SB5MTR. For links, add "C/L" for "connecting" and "O/L" for "offset" to the designation.

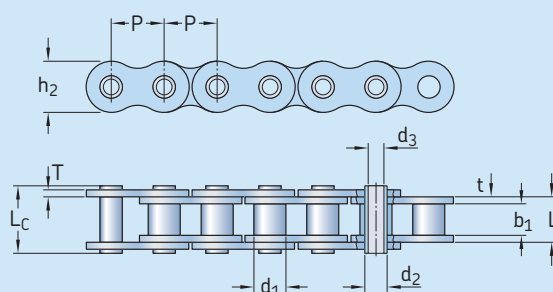
SKF Hollow Pin Chains

SKF Hollow Pin Chains offer flexibility to end-users as cross rods or extended pins may be easily inserted. Ideal for setups where spacing of cross rods or pins must be changed frequently. These chains are available in carbon steel and stainless steel.



SKF Hollow Pin Chains used on a newspaper conveyor

SKF Hollow Pin Chains



| Chain number | Dimensions | | | | | | | Inner plate height | Plate thickness | Ultimate tensile strength | Average tensile strength | Weight per meter | Designation |
|----------------|------------|---------------|---------------------------|--------------|-----------|------------|-----------|--------------------|-----------------|---------------------------|--------------------------|------------------|--------------------|
| | Pitch | Bush Diameter | Width between inner plate | Pin diameter | | Pin length | | | | | | | |
| | P | d_1 max | b_1 min | d_2 max | d_3 max | L max | L_C max | h_2 max | t/T max | Q min | Q_0 | q | |
| – | mm | | | | | | | | | kN | | kg/m | – |
| 08BHP | 12,7 | 8,51 | 7,75 | 6,55 | 4,5 | 16,4 | 17,6 | 11,8 | 1,6/1,3 | 11,1/2523 | 12,1 | 0,56 | PHC 08B-1HP |
| 10BHP | 15,875 | 10,16 | 9,65 | 7,02 | 5,13 | 19,5 | 20,5 | 14,7 | 1,7 | 10,0/2272 | 11,5 | 0,86 | PHC 10B-1HP |
| 12BHP | 19,05 | 12,07 | 11,68 | 8,09 | 6 | 22,7 | 23,9 | 16,1 | 1,85 | 14,0/3180 | 16 | 0,82 | PHC 12B-1HP |
| 16BHP | 25,4 | 15,88 | 17,02 | 11,5 | 8,2 | 35,3 | 37 | 23,2 | 4,0/3,1 | 49,0/11136 | 52,2 | 2,26 | PHC 16B-1HP |
| 40HP | 12,7 | 7,95 | 7,85 | 5,63 | 4 | 16,5 | 17,6 | 12 | 1,5 | 11,0/2500 | 12,2 | 0,54 | PHC 40-1HP |
| 50HP | 15,875 | 10,16 | 9,4 | 7,03 | 5,13 | 20,7 | 21,9 | 15,09 | 2,03 | 20,0/4545 | 22,6 | 0,91 | PHC 50-1HP |
| 60HP | 19,05 | 11,91 | 12,7 | 8,31 | 6 | 25,8 | 26,8 | 18 | 2,42 | 24,0/5455 | 26,9 | 1,29 | PHC 60-1HP |
| 80HP | 25,4 | 15,88 | 15,75 | 11,4 | 8,05 | 32,5 | 33,8 | 24 | 3,25 | 50,0/11364 | 52 | 2,26 | PHC 80-1HP |
| A2080HP | 50,8 | 15,88 | 15,75 | 11,4 | 8,05 | 32,4 | 33,8 | 24 | 3,25 | 42,3/9615 | 46,1 | 1,6 | PHC A2080HP |

Standard lengths are 10 ft. and 5 m. To complete designation, add chain length. For example, a 10 ft. box of 08-B-1HP is PHC 08B-1HPX10FT.

SKF Straight Side Plate Chains

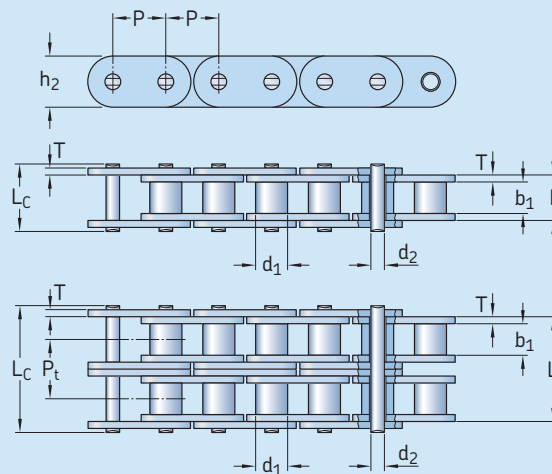
SKF Straight Side Plate Chains possess flat, rather than contoured link plates, for better sliding properties in conveyor applications. The fatigue strength and chain weight are slightly higher than for standard chains.



SKF Straight Side Plate Chains used in the automotive industry

Table 1

SKF Straight Side Plate Chain – A series



| ISO Chain number | ANSI Chain number | Dimensions | | Width between inner plates | Pin diameter | Pin length | Inner plate height | Plate thickness | Transverse pitch | Ultimate tensile strength | Average tensile strength | Weight per meter | Designation | |
|------------------|-------------------|------------|-----------------|----------------------------|--------------|------------|--------------------|--------------------|------------------|---------------------------|--------------------------|------------------|---------------|---|
| | | Pitch | Roller diameter | | | | | | | | | | | |
| – | – | P | max | b ₁ min | max | L max | L _C max | h ₂ max | T max | P _t | Q min | Q ₀ | q | – |
| – | – | mm | | | | | | | | | | kN | kg/m | – |
| C06A-1 | *C35 | 9,525 | 5,08 | 4,77 | 3,58 | 13,3 | 14,3 | 9 | 1,3 | 7,9 | 10,8 | 0,41 | PHC C35-1... | |
| C08A-1 | C40 | 12,7 | 7,95 | 7,85 | 3,96 | 16,6 | 18,8 | 12 | 1,5 | 14,1 | 17,5 | 0,73 | PHC C40-1... | |
| C10A-1 | C50 | 15,875 | 10,16 | 9,4 | 5,08 | 20,7 | 23,3 | 15,09 | 2,03 | 22,2 | 29,4 | 1,23 | PHC C50-1... | |
| C12A-1 | C60 | 19,05 | 11,91 | 12,57 | 5,94 | 28,3 | 18,0/18,2 | 2,42 | 31,8 | 41,5 | 1,81/1,83 | 3,09 | PHC C60-1... | |
| C16A-1 | C80 | 25,4 | 15,88 | 15,75 | 7,92 | 32,7 | 36,5 | 24 | 3,25 | 56,7 | 60,4 | 4,56 | PHC C80-1... | |
| C20A-1 | C100 | 31,75 | 19,05 | 18,9 | 9,53 | 40,4 | 44,7 | 30 | 4 | 88,5 | 109,2 | 6,86 | PHC C100-1... | |
| C24A-1 | C120 | 38,1 | 22,23 | 25,22 | 11,1 | 50,3 | 54,3 | 35,7 | 4,8 | 127,0 | 166,3 | 8,49 | PHC C120-1... | |
| C28A-1 | C140 | 44,45 | 25,4 | 25,22 | 12,7 | 54,4 | 59 | 41 | 5,6 | 172,4 | 212 | 11,5 | PHC C140-1... | |
| C32A-1 | C160 | 50,8 | 28,58 | 31,55 | 14,27 | 64,8 | 69,6 | 47,8 | 6,4 | 226,8 | 278,9 | – | PHC C160-1... | |
| C08A-2 | C40-2 | 12,7 | 7,95 | 7,85 | 3,96 | 31 | 33,2 | 12 | 1,5 | 14,38 | 28,2 | 1,43 | PHC C40-2... | |
| C10A-2 | C50-2 | 15,875 | 10,16 | 9,4 | 5,08 | 38,9 | 41,4 | 15,09 | 2,03 | 18,11 | 44,4 | 2,42 | PHC C50-2... | |
| C12A-2 | C60-2 | 19,05 | 11,91 | 12,57 | 5,94 | 48,8 | 51,1 | 18,0/18,2 | 2,42 | 22,78 | 63,6 | 3,58/3,62 | PHC C60-2... | |
| C16A-2 | C80-2 | 25,4 | 15,88 | 15,75 | 7,92 | 62,7 | 65,8 | 24 | 3,25 | 29,29 | 113,4 | 6,12 | PHC C80-2... | |
| C20A-2 | C100-2 | 31,75 | 19,05 | 18,9 | 9,53 | 76,4 | 80,5 | 30 | 4 | 35,76 | 177,0 | 9,08 | PHC C100-2... | |
| C34A-2 | C120-2 | 38,1 | 22,23 | 25,22 | 11,1 | 95,8 | 99,7 | 35,7 | 4,8 | 45,44 | 254,0 | 13,6 | PHC C120-2... | |
| C28A-2 | C140-2 | 44,45 | 25,4 | 25,22 | 12,7 | 103,3 | 107,9 | 41 | 5,6 | 48,87 | 344,8 | 16,86 | PHC C140-2... | |
| C32A-2 | C160-2 | 50,8 | 28,58 | 31,55 | 14,27 | 123,3 | 128,1 | 47,8 | 6,4 | 58,55 | 453,6 | 22,9 | PHC C160-2... | |
| C08A-3 | C40-3 | 12,7 | 7,95 | 7,85 | 3,96 | 45,4 | 47,6 | 12 | 1,5 | 14,38 | 42,3 | 2,14 | PHC C40-3... | |
| C10A-3 | C50-3 | 15,875 | 10,16 | 9,4 | 5,08 | 57 | 59,5 | 15,09 | 2,03 | 18,11 | 66,6 | 3,62 | PHC C50-3... | |
| C12A-3 | C60-3 | 19,05 | 11,91 | 12,57 | 5,94 | 71,5 | 73,9 | 18,0/18,2 | 2,42 | 22,78 | 95,4 | 5,36/5,41 | PHC C60-3... | |
| C16A-3 | C80-3 | 25,4 | 15,88 | 15,75 | 7,92 | 91,7 | 95,1 | 24 | 3,25 | 29,29 | 170,1 | 9,1 | PHC C80-3... | |
| C20A-3 | C100-3 | 31,75 | 19,05 | 18,9 | 9,53 | 112,2 | 116,3 | 30 | 4 | 35,76 | 265,5 | 13,6 | PHC C100-3... | |
| C24A-3 | C120-3 | 38,1 | 22,23 | 25,22 | 11,1 | 141,4 | 145,2 | 35,7 | 4,8 | 45,44 | 381,0 | 20,43 | PHC C120-3... | |
| C28A-3 | C140-3 | 44,45 | 25,4 | 25,22 | 12,7 | 152,2 | 156,8 | 41 | 5,6 | 48,87 | 517,2 | 25,23 | PHC C140-3... | |
| C32A-3 | C160-3 | 50,8 | 28,58 | 31,55 | 14,27 | 181,8 | 186,6 | 47,8 | 6,4 | 58,55 | 680,4 | 34,19 | PHC C160-3... | |

* Bushing chain: d₁ in the table indicate the external diameter of the bushing.
Standard lengths are 10 ft. and 5 m. To complete designation, add chain length. For example, a 10 ft. box of C08A-1 is PHC C08A-1X10FT.


Table 2

SKF Straight Side Plate Chain – B series

| DIN Chain number | Dimensions | | | Pin diameter | Pin length | | Inner plate height | Plate thickness | Transverse pitch | Ultimate tensile strength | Average tensile strength | Weight per meter | Designation |
|------------------|------------|-----------------|----------------------------|--------------|------------|--------------------|--------------------|-----------------|------------------|---------------------------|--------------------------|------------------|---------------|
| | Pitch | Roller diameter | Width between inner plates | | L max | L _c max | | | | | | | |
| – | mm | | | | | | | | | | | – | |
| – | kN | | | | | | | | | | | kg/m | – |
| C08B-1 | 12,7 | 8,51 | 7,75 | 4,45 | 16,7 | 18,2 | 11,8 | 1,6 | | 18,0 | 19,5 | 0,8 | PHC C08B-1... |
| C10B-1 | 15,875 | 10,16 | 9,65 | 5,08 | 19,5 | 20,9 | 14,7 | 1,7 | | 22,4 | 27,9 | 1,06 | PHC C10B-1... |
| C12B-1 | 19,06 | 12,07 | 11,68 | 5,72 | 22,5 | 25,2 | 16 | 1,85 | | 29,0 | 32,2 | 1,32 | PHC C12B-1... |
| C16B-1 | 25,4 | 15,88 | 17,02 | 8,28 | 36,1 | 39,1 | 21,0/24,0 | 4,15/3,1 | | 60,0 | 72,8 | 3,08/3,49 | PHC C16B-1... |
| C20B-1 | 31,75 | 19,05 | 19,56 | 10,19 | 41,3 | 45 | 26,4 | 4,5/3,5 | | 95,0 | 106,7 | 4,16 | PHC C20B-1... |
| C24B-1 | 38,1 | 25,4 | 25,4 | 14,63 | 53,4 | 57,8 | 33,2 | 6,0/4,8 | | 160,0 | 178 | 7,47 | PHC C24B-1... |
| C28B-1 | 44,45 | 27,94 | 30,99 | 15,9 | 66,1 | 69,5 | 36,7 | 7,5/6,0 | | 200,0 | 222 | 9,9 | PHC C28B-1... |
| C32B-1 | 50,8 | 29,21 | 30,99 | 17,81 | 66 | 71 | 42 | 7,0/6,0 | | 250,0 | 277,5 | 10,45 | PHC C32B-1... |
| C08B-2 | 12,7 | 8,51 | 7,75 | 4,45 | 31,2 | 32,2 | 11,8 | 1,6 | 13,92 | 32,0 | 38,7 | 1,45 | PHC C08B-2... |
| C10B-2 | 15,875 | 10,16 | 9,65 | 5,08 | 36,1 | 37,5 | 14,7 | 1,7 | 16,59 | 44,5 | 57,8 | 2 | PHC C10B-2... |
| C12B-2 | 19,05 | 12,07 | 11,68 | 5,72 | 42 | 44,7 | 16 | 1,85 | 19,46 | 57,8 | 66,1 | 2,62 | PHC C12B-2... |
| C16B-2 | 25,4 | 15,88 | 17,02 | 8,28 | 68 | 71 | 21,0/24,0 | 4,15/3,1 | 31,88 | 106,0 | 133 | 6,10/6,92 | PHC C16B-2... |
| C20B-2 | 31,75 | 19,05 | 19,56 | 10,19 | 77,8 | 81,5 | 26,4 | 4,5/3,5 | 36,45 | 170,0 | 211,2 | 8,23 | PHC C20B-2... |
| C24B-2 | 38,1 | 25,4 | 25,4 | 14,63 | 101,7 | 106,2 | 33,2 | 6,0/4,8 | 48,36 | 280,0 | 319,2 | 14,77 | PHC C24B-2... |
| C28B-2 | 44,45 | 27,94 | 30,99 | 15,9 | 124,6 | 129,1 | 36,7 | 7,5/6,0 | 59,56 | 360,0 | 406,8 | 19,82 | PHC C28B-2... |
| C32B-2 | 50,8 | 29,21 | 30,99 | 17,81 | 124,6 | 129,6 | 42 | 7,0/6,0 | 58,65 | 450,0 | 508,5 | 20,94 | PHC C32B-2... |
| C08B-3 | 12,7 | 8,51 | 7,75 | 4,45 | 45,1 | 46,1 | 11,8 | 1,6 | 13,92 | 47,5 | 57,8 | 2,1 | PHC C08B-3... |
| C10B-3 | 15,875 | 10,16 | 9,65 | 5,08 | 52,7 | 54,1 | 14,7 | 1,7 | 16,59 | 66,7 | 84,5 | 2,87 | PHC C10B-3... |
| C12B-3 | 19,05 | 12,07 | 11,66 | 5,72 | 61,5 | 64,2 | 16 | 1,85 | 19,46 | 86,7 | 101,8 | 3,89 | PHC C12B-3... |
| C16B-3 | 25,4 | 15,88 | 17,02 | 8,28 | 99,8 | 102,9 | 21,0/24,0 | 4,15/3,1 | 31,88 | 160,0 | 203,7 | 9,12/10,34 | PHC C16B-3... |
| C20B-3 | 31,75 | 19,05 | 19,56 | 10,19 | 114,2 | 117,9 | 26,4 | 4,5/3,6 | 36,45 | 250,0 | 290 | 11,34 | PHC C20B-3... |
| C24B-3 | 38,1 | 25,4 | 25,4 | 14,63 | 150,1 | 154,6 | 33,2 | 6,0/4,8 | 48,36 | 425,0 | 493 | 22,1 | PHC C24B-3... |
| C28B-3 | 44,45 | 27,94 | 30,99 | 15,9 | 184,2 | 188,7 | 36,7 | 7,5/6,0 | 59,56 | 530,0 | 609,5 | 29,64 | PHC C28B-3... |
| C32B-3 | 50,8 | 29,21 | 30,99 | 17,81 | 183,2 | 188,2 | 42 | 7,0/6,0 | 58,55 | 670,0 | 770,5 | 31,27 | PHC C32B-3... |

Standard lengths are 10 ft. and 5 m. To complete designation, add chain length. For example, a 10 ft. box of C08B-1 is PHC C08B-1X10FT.

Notes



A large grid of graph paper for taking notes, consisting of 20 columns and 30 rows of small squares.

www.skfptp.com

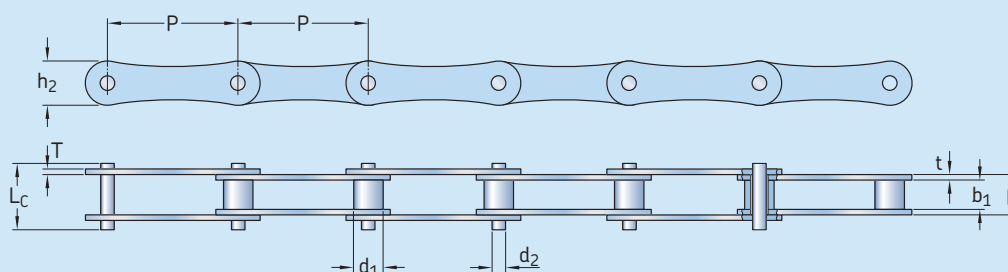
SKF Double Pitch Roller Chains

SKF Double Pitch Roller Chains are produced in accordance with the ASME/ANSI B29.3 (transmission series) and B29.4 (conveyor series) American roller chain standards. In general, these chains are dimensionally similar to ASME/ANSI standard products except that the pitch is double. They are available in the transmission and conveyor series with standard sized rollers, and additionally with large (oversize) rollers in the conveyor series. These chains are an economical choice for low speeds, moderate loads, and long centre distance drive applications including a variety of conveyor systems and material handling equipment.



SKF Double Pitch Roller Chains used in agricultural applications

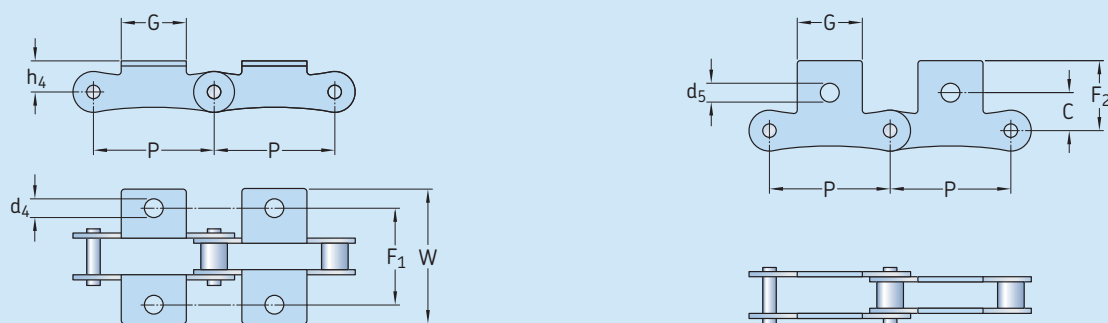
Double Pitch Roller Chains



| ANSI Chain number | BS/ISO Chain number | Dimensions | | | | | | | | | Ultimate tensile strength | Average tensile strength | Weight per meter | Designation |
|-------------------|---------------------|------------|--------------------|----------------------------|--------------------|------------|--------------------|--------------------|-----------------|-----------------|---------------------------|--------------------------|------------------|-------------|
| | | Pitch | Roller diameter | Width between inner plates | Pin diameter | Pin length | Inner plate height | Plate thickness | Plate thickness | Plate thickness | | | | |
| | | P | d ₁ max | b ₁ min | d ₂ max | L max | L _c max | h ₂ max | t max | T max | Q min | Q ₀ | q | |
| | | mm | | | | | | | | | kN | | kg/m | |
| 2040 | 208A | 25,40 | 7,95 | 7,85 | 3,96 | 16,6 | 17,8 | 12,0 | 1,50 | 1,50 | 14,1 | 16,7 | 0,42 | PHC 2040... |
| 2050 | 210A | 31,75 | 10,16 | 9,40 | 5,08 | 20,7 | 22,2 | 15,0 | 2,03 | 2,03 | 22,2 | 28,1 | 0,73 | PHC 2050... |
| 2060 | 212A | 38,10 | 11,91 | 12,57 | 5,94 | 25,9 | 27,7 | 18,0 | 2,42 | 2,42 | 31,8 | 36,8 | 1,02 | PHC 2060... |
| 2080 | 216A | 50,80 | 15,88 | 15,75 | 7,92 | 32,7 | 36,5 | 24,0 | 3,25 | 3,25 | 56,7 | 65,7 | 1,70 | PHC 2080... |
| 2100 | 220A | 63,50 | 19,05 | 18,90 | 9,53 | 40,4 | 44,7 | 30,0 | 4,00 | 4,00 | 88,5 | 102,6 | 2,55 | PHC 2100... |
| 2120 | 224A | 76,20 | 22,23 | 25,22 | 11,10 | 50,3 | 54,3 | 35,7 | 4,80 | 4,80 | 127,0 | 147,3 | 4,06 | PHC 2120... |
| - | 208B | 25,40 | 8,51 | 7,75 | 4,45 | 16,7 | 18,2 | 11,8 | 1,60 | 1,60 | 18,0 | 19,4 | 0,45 | PHC 208B... |
| - | 210B | 31,75 | 10,16 | 9,65 | 5,08 | 19,5 | 20,9 | 14,7 | 1,70 | 1,70 | 22,4 | 27,5 | 0,65 | PHC 210B... |
| - | 212B | 38,10 | 12,07 | 11,68 | 5,72 | 22,5 | 25,2 | 16,0 | 1,85 | 1,85 | 29,0 | 32,2 | 0,76 | PHC 212B... |
| - | 216B | 50,80 | 15,88 | 17,02 | 8,28 | 36,1 | 39,1 | 21,0 | 4,15 | 3,10 | 60,0 | 72,8 | 1,75 | PHC 216B... |
| - | 220B | 63,50 | 19,05 | 19,56 | 10,19 | 41,3 | 45,0 | 26,4 | 4,50 | 3,50 | 95,0 | 106,7 | 2,62 | PHC 220B... |
| - | 224B | 76,20 | 25,40 | 25,40 | 14,63 | 53,4 | 57,8 | 33,2 | 6,00 | 4,80 | 160,0 | 178,0 | 4,70 | PHC 224B... |
| - | 228B | 88,90 | 27,94 | 30,99 | 15,90 | 65,1 | 69,5 | 36,7 | 7,50 | 6,00 | 200,0 | 222,0 | 6,23 | PHC 228B... |
| - | 232B | 101,60 | 29,21 | 30,99 | 17,81 | 66,0 | 71,0 | 42,0 | 7,00 | 6,00 | 250,0 | 277,5 | 6,72 | PHC 232B... |

Standard lengths are 10 ft. and 5 m. To complete designation, add chain length. For example, a 5 m box of 2060 is PHC 2060X5MTR. For links, add "C/L" for "connecting" and "O/L" for "offset" to the designation.

Transmission attachments



| ANSI Chain number | BS/ISO Chain number | | | | | | | | | | Designation |
|-------------------------|---------------------------|-------|------|----------------|-------|----------------|----------------|------|----------------|----------------|-------------|
| | | P | G | F ₁ | W | h ₄ | d ₄ | C | F ₂ | d ₅ | |
| – | – | mm | | | | | | | | | – |
| 2040 | 208A | 25,40 | 19,1 | 25,4 | 39,6 | 9,1 | 3,4 | 11,1 | 20,5 | 5,5 | PHC 2040... |
| 2050 | 210A | 31,75 | 23,8 | 31,8 | 49,0 | 11,1 | 5,5 | 14,3 | 25,0 | 6,6 | PHC 2050... |
| 2060 | 212A | 38,10 | 28,6 | 42,9 | 67,8 | 14,7 | 5,5 | 17,5 | 32,9 | 9,2 | PHC 2060... |
| 2080 | 216A | 50,80 | 38,1 | 55,6 | 87,8 | 19,1 | 6,8 | 22,2 | 43,5 | 11,0 | PHC 2080... |
| 2100 | 220A | 63,50 | 47,6 | 66,6 | 107,5 | 23,4 | 9,2 | 28,6 | 50,4 | 13,0 | PHC 2100... |
| 2120 | 224A | 76,20 | 57,2 | 79,3 | 121,4 | 27,8 | 10,5 | 33,3 | 55,5 | 15,0 | PHC 2120... |
| – | 208B | 25,40 | 23,2 | 25,4 | 39,6 | 9,1 | 4,5 | 11,1 | 20,5 | 5,5 | PHC 208B... |
| – | 210B | 31,75 | 23,8 | 31,8 | 49,0 | 11,1 | 5,5 | – | – | – | PHC 210B... |
| – | 212B | 38,10 | 35,0 | 38,1 | 57,0 | 14,7 | 6,6 | – | – | – | PHC 212B... |
| – | 216B | 50,80 | 44,0 | 50,8 | 84,0 | 19,1 | 6,6 | – | – | – | PHC 216B... |
| – | 220B | 63,50 | 52,0 | 63,5 | 104,0 | 23,4 | 8,4 | – | – | – | PHC 220B... |
| – | 224B | 76,20 | 60,0 | 76,2 | 120,0 | 27,8 | 10,5 | – | – | – | PHC 224B... |

To complete designation, add attachment spacing and type followed by chain length.

For example: PHC 2060-L1K1X10FT (2060 chain with K-1 attachment on every link, 10 ft. (length)).

Note: Also available in stainless steel. When ordering, add SS after the chain number. For example: PHC 2060SS-L1K1X10FT.

For links, add "C/L" for "connecting" and "O/L" for "offset" to the designation.

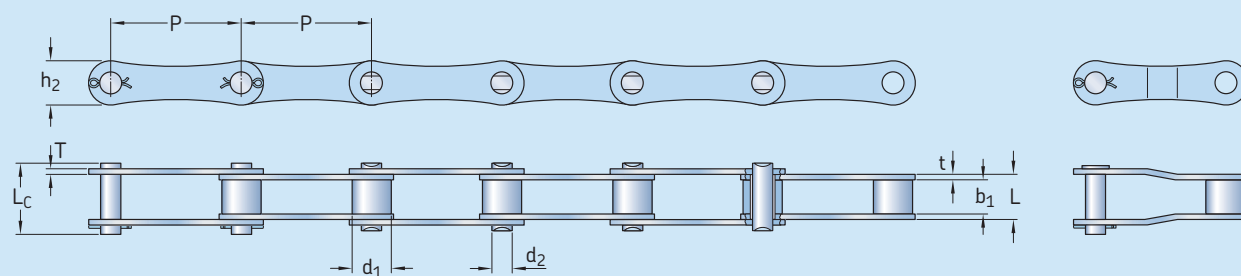
SKF Agricultural chains

The SKF agricultural range of chains are used extensively in the general agricultural industry for either light duty drive chains, or with a range of optional attachments, (typically K and A types) are used for conveyor drives and elevators.

Applications may include combined harvesters, grain elevators, grading machines, balers, amongst others. They may also be used on light duty elevator applications.

The SKF series interchanges with the industry standards in use today. Special treatments such as zinc plating are available on request.

S Type Steel Agricultural Roller Chains (standard series)



| SKF Chain number | Dimensions | | Roller diameter | Width between inner plates | Pin diameter | Pin length | | Inner plate height | Plate thickness | | Ultimate tensile strength | Average tensile strength | Weight per meter | Designation |
|------------------|------------|------|--------------------|----------------------------|--------------------|------------|--------------------|--------------------|-----------------|-------|---------------------------|--------------------------|------------------|-------------|
| | Pitch | | | | | L max | L _c max | | t max | T max | | | | |
| | P | | d ₁ max | b ₁ min | d ₂ max | L max | L _c max | h ₂ max | t max | T max | Q min | Q ₀ | q | |
| | mm | inch | mm | | | | | | | | kN | | kg/m | |
| S32 | 29,21 | 1,15 | 11,43 | 15,88 | 4,45 | 26,7 | 28,8 | 13,2 | 1,8 | 1,8 | 8,0 | 21,6 | 0,86 | PHC S32X... |
| S42 | 34,93 | 1,38 | 14,27 | 19,05 | 7,0 | 34,3 | 37,0 | 19,8 | 2,8 | 2,8 | 27,0 | 50,8 | 1,6 | PHC S42X... |
| S45 | 41,4 | 1,63 | 15,24 | 22,23 | 5,72 | 37,7 | 40,4 | 17,3 | 2,8 | 2,8 | 18,0 | 36,1 | 1,66 | PHC S45X... |
| S52 | 38,1 | 1,50 | 15,24 | 22,23 | 5,72 | 37,7 | 40,4 | 17,3 | 2,8 | 2,8 | 18,0 | 36,1 | 1,68 | PHC S52X... |
| S55 | 41,4 | 1,63 | 17,78 | 22,23 | 5,72 | 37,7 | 40,4 | 17,3 | 2,8 | 2,8 | 18,0 | 36,1 | 1,8 | PHC S55X... |
| S62 | 41,91 | 1,65 | 19,05 | 26,2 | 5,72 | 40,3 | 43,0 | 17,3 | 2,5 | 2,5 | 26,7 | 36,1 | 1,87 | PHC S62X... |
| S77 | 58,34 | 2,30 | 18,26 | 22,23 | 8,9 | 43,2 | 46,4 | 26,2 | 4,0 | 4,0 | 45,0 | 73,1 | 2,66 | PHC S77X... |
| S88 | 66,27 | 2,61 | 22,86 | 28,58 | 8,9 | 49,8 | 53,0 | 26,2 | 4,0 | 4,0 | 45,0 | 73,1 | 3,25 | PHC S88X... |

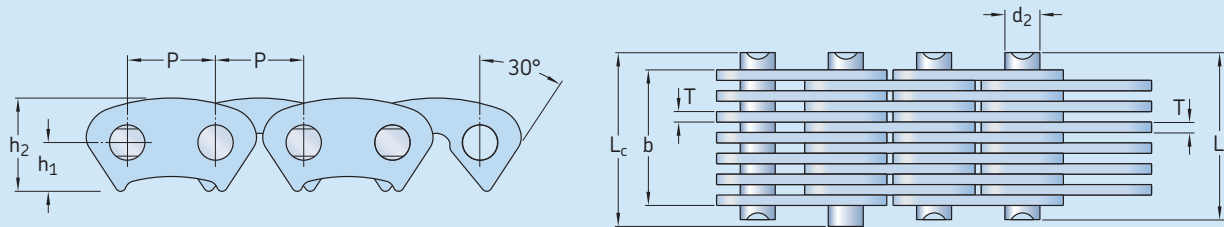
SKF Silent Chains

SKF Silent Chains (or inverted tooth chains) are manufactured to comply with GB10855 (equivalent to SC Series silent chains ANSI B29.2M), which are most commonly used for industrial applications. All silent chains are made up of stacked rows of flat, tooth shaped driving links that mesh with sprockets having compatible tooth spaces, similar to a rack and pinion mesh. Typically, chains will also contain guide links, whose purpose is to maintain proper tracking of the chain on the sprockets. Washers or spacers may be present in some chain constructions. All of these components are held together by riveted pins located at each chain joint end. Pin and rocker joint design minimizes heat and allows for low wear rates during power transmission. These chains transmit power smoothly, efficiently and economically.

Application

SKF Silent Chains offer unique advantages and options in both power transmission and conveying applications. In power transmission applications, silent chains are capable of transmitting loads and speeds that exceed the capability of all other chains and belts. Drives are compact and efficient, operating with little noise or vibration. In conveying applications, silent chains provide a durable, heat resistant, non-slip, flat, conveying surface that runs with a nearly constant linear velocity.

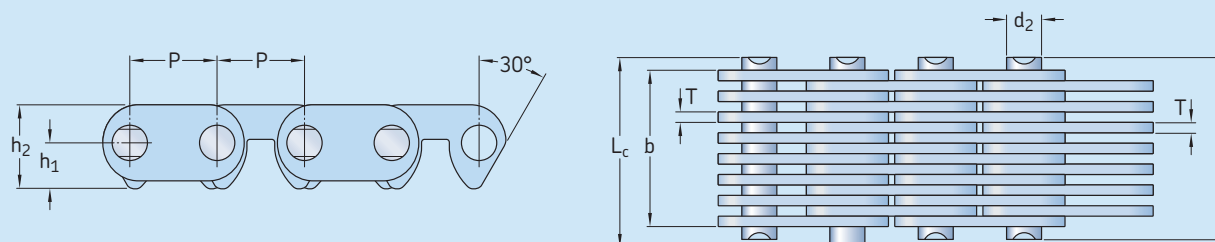
Flank contact



| Chain number | Dimensions | | | | | Distance from hole center to tooth | Plate height | Plate thickness | Guide form | Number of plates | Ultimate tensile strength | Average tensile strength | Weight per meter | Designation |
|--------------|------------|-------------|--------------------|------------|--------------------|------------------------------------|--------------------|-----------------|------------|------------------|---------------------------|--------------------------|------------------|-------------------|
| | Pitch | Chain width | Pin diameter | Pin length | Pin length | | | | | | | | | |
| | P | b min | d ₂ max | L max | L _c max | h ₁ | h ₂ max | T max | | n | Q min | Q ₀ | q | |
| | mm | mm | | | | | | | | | kN | | kg/m | |
| CL06-13,5 | 9,525 | 13,5 | 3,95 | 18,5 | 20,0 | 5,3 | 10,0 | 1,5 | Outside | 9 | 10,0 | 11,2 | 0,60 | PHC CL06-13.5... |
| CL06-16,5 | | 16,5 | | 21,5 | 23,0 | | | | Outside | 11 | 12,5 | 14,0 | 0,73 | PHC CL06-16.5... |
| CL06-19,5 | | 19,5 | | 24,5 | 26,0 | | | | Outside | 13 | 15,0 | 16,8 | 0,85 | PHC CL06-19.5... |
| CL06-22,5 | | 22,5 | | 27,5 | 29,0 | | | | Outside | 15 | 17,5 | 19,6 | 1,00 | PHC CL06-22.5... |
| CL06-28,5 | | 28,5 | | 33,5 | 35,0 | | | | Inside | 19 | 22,5 | 25,2 | 1,26 | PHC CL06-28.5... |
| CL08-19,5 | 12,700 | 19,5 | 5,08 | 24,5 | 26,0 | 7,0 | 13,4 | 1,5 | Outside | 13 | 23,4 | 26,2 | 1,15 | PHC CL08-19.5... |
| CL08-22,5 | | 22,5 | | 27,5 | 29,0 | | | | Outside | 15 | 27,4 | 30,6 | 1,33 | PHC CL08-22.5... |
| CL08-25,5 | | 25,5 | | 30,5 | 32,0 | | | | Outside | 17 | 31,3 | 35,0 | 1,50 | PHC CL08-25.5... |
| CL08-28,5 | | 28,5 | | 33,5 | 35,0 | | | | Inside | 19 | 35,2 | 39,4 | 1,68 | PHC CL08-28.5... |
| CL08-34,5 | | 34,5 | | 39,5 | 41,0 | | | | Inside | 23 | 43,0 | 48,1 | 2,04 | PHC CL08-34.5... |
| CL08-40,5 | | 40,5 | | 45,5 | 47,0 | | | | Inside | 27 | 50,8 | 56,8 | 2,39 | PHC CL08-40.5... |
| CL08-46,5 | | 46,5 | | 51,5 | 53,0 | | | | Inside | 31 | 58,6 | 65,6 | 2,74 | PHC CL08-46.5... |
| CL08-52,5 | | 52,5 | | 57,5 | 59,0 | | | | Inside | 35 | 66,4 | 74,3 | 3,10 | PHC CL08-52.5... |
| CL10-30,0 | 15,875 | 30,0 | 5,92 | 37,0 | 38,2 | 8,7 | 16,7 | 2,0 | Inside | 15 | 45,6 | 50,6 | 2,21 | PHC CL10-30.0... |
| CL10-38,0 | | 38,0 | | 45,0 | 46,2 | | | | Inside | 19 | 58,6 | 65,0 | 2,80 | PHC CL10-38.0... |
| CL10-46,0 | | 46,0 | | 53,0 | 54,2 | | | | Inside | 23 | 71,7 | 79,5 | 3,39 | PHC CL10-46.0... |
| CL10-54,0 | | 54,0 | | 61,0 | 62,4 | | | | Inside | 27 | 84,7 | 94,0 | 3,99 | PHC CL10-54.0... |
| CL10-62,0 | | 62,0 | | 69,0 | 70,4 | | | | Inside | 31 | 97,7 | 108,4 | 4,58 | PHC CL10-62.0... |
| CL12-38,0 | 19,050 | 38,0 | 6,90 | 45,0 | 46,5 | 10,5 | 20,0 | 2,0 | Inside | 19 | 70,0 | 77,6 | 3,37 | PHC CL12-38.0... |
| CL12-46,0 | | 46,0 | | 53,0 | 54,5 | | | | Inside | 23 | 86,0 | 95,4 | 4,08 | PHC CL12-46.0... |
| CL12-54,0 | | 54,0 | | 61,0 | 62,8 | | | | Inside | 27 | 102,0 | 113,2 | 4,78 | PHC CL12-54.0... |
| CL12-62,0 | | 62,0 | | 69,0 | 70,8 | | | | Inside | 31 | 117,0 | 129,8 | 5,50 | PHC CL12-62.0... |
| CL12-70,0 | | 70,0 | | 77,0 | 78,8 | | | | Inside | 35 | 133,0 | 147,6 | 6,20 | PHC CL12-70.0... |
| CL16-45,0 | 25,400 | 45,0 | 8,90 | 52,0 | 53,5 | 14,0 | 26,7 | 3,0 | Inside | 15 | 111,0 | 123,2 | 5,31 | PHC CL16-45.0... |
| CL16-51,0 | | 51,0 | | 58,0 | 59,5 | | | | Inside | 17 | 125,0 | 138,7 | 6,02 | PHC CL16-51.0... |
| CL16-57,0 | | 57,0 | | 64,0 | 65,5 | | | | Inside | 19 | 141,0 | 156,5 | 6,37 | PHC CL16-57.0... |
| CL16-69,0 | | 69,0 | | 76,2 | 77,7 | | | | Inside | 23 | 172,0 | 190,9 | 8,15 | PHC CL16-69.0... |
| CL16-81,0 | | 81,0 | | 88,2 | 89,7 | | | | Inside | 27 | 203,0 | 225,3 | 9,57 | PHC CL16-81.0... |
| CL16-93,0 | | 93,0 | | 100,2 | 101,7 | | | | Inside | 31 | 235,0 | 260,8 | 10,98 | PHC CL16-93.0... |
| CL20-57,0 | 31,750 | 57,0 | 10,84 | 66,6 | 69,6 | 17,5 | 33,4 | 3,0 | Inside | 19 | 165,0 | 183,1 | 8,42 | PHC CL20-57.0... |
| CL20-69,0 | | 69,0 | | 78,6 | 81,6 | | | | Inside | 23 | 201,0 | 223,1 | 10,19 | PHC CL20-69.0... |
| CL20-81,0 | | 81,0 | | 90,6 | 93,6 | | | | Inside | 27 | 237,0 | 263,2 | 11,96 | PHC CL20-81.0... |
| CL20-93,0 | | 93,0 | | 102,6 | 105,6 | | | | Inside | 31 | 273,0 | 303,0 | 13,73 | PHC CL20-93.0... |
| CL20-105,0 | | 105,0 | | 114,6 | 117,6 | | | | Inside | 35 | 310,0 | 341,0 | 15,50 | PHC CL20-105.0... |
| CL20-117,0 | | 117,0 | | 126,6 | 129,6 | | | | Inside | 39 | 346,0 | 380,6 | 17,27 | PHC CL20-117.0... |

Standard lengths are 10 ft. and 5 m. To complete designation, add chain length. For example, a 5 m box of CL06-13.5 is PHC CL06-13.5X5MTR.

Crotch contact



| Chain number | Dimensions | | Pin diameter | Pin length | | Distance from hole height center to tooth | | Plate thickness | Guide form | Number of plates | Ultimate tensile strength | Average tensile strength | Weight per meter | Designation |
|---------------|------------|-------------|--------------|------------|--------|---|--------|-----------------|------------|------------------|---------------------------|--------------------------|------------------|----------------------|
| | Pitch | Chain width | | L max | Lc max | h1 | h2 max | | | | | | | |
| | P | b min | d2 max | L max | Lc max | h1 | h2 max | T max | | | Q min | Q0 | q | |
| | mm | | | | | | | | | | kN | | kg/m | |
| C4-120 | 12,7 | 19,5 | 5,08 | 24,5 | 26,0 | 6,62 | 12,1 | 1,5 | Inside | 13 | 20,0 | 22,2 | 1,20 | PHC C4-120... |
| C4-123 | | 22,5 | | 27,5 | 29,0 | | | | Inside | 15 | 23,0 | 25,5 | 1,37 | PHC C4-123... |
| C4-129 | | 28,5 | | 33,5 | 35,0 | | | | Inside | 19 | 28,5 | 31,6 | 1,72 | PHC C4-129... |
| C4-132 | | 31,5 | | 35,5 | 38,0 | | | | Inside | 21 | 31,5 | 34,9 | 1,89 | PHC C4-132... |
| C4-138 | | 37,5 | | 42,5 | 44,0 | | | | Inside | 25 | 38,0 | 42,1 | 2,22 | PHC C4-138... |
| C4-150 | | 49,5 | | 54,5 | 56,0 | | | | Inside | 33 | 50,0 | 55,5 | 2,90 | PHC C4-150... |
| C4-320 | 12,7 | 19,5 | 5,08 | 24,5 | 26,0 | 6,62 | 12,1 | 1,5 | Outside | 13 | 20,0 | 22,2 | 1,21 | PHC C4-320... |
| C4-323 | | 22,5 | | 27,5 | 29,0 | | | | Outside | 15 | 23,0 | 25,5 | 1,38 | PHC C4-323... |
| C4-329 | | 28,5 | | 33,5 | 35,0 | | | | Outside | 19 | 28,5 | 31,6 | 1,73 | PHC C4-329... |
| C4-332 | | 31,5 | | 36,5 | 38,0 | | | | Outside | 21 | 31,5 | 34,9 | 1,90 | PHC C4-332... |
| C4-338 | | 37,5 | | 42,5 | 44,0 | | | | Outside | 25 | 38,0 | 42,1 | 2,23 | PHC C4-338... |

Standard lengths are 10 ft. and 5 m. To complete designation, add chain length. For example, a 5 m box of C4-120 is PHC C4-120X5MTR.

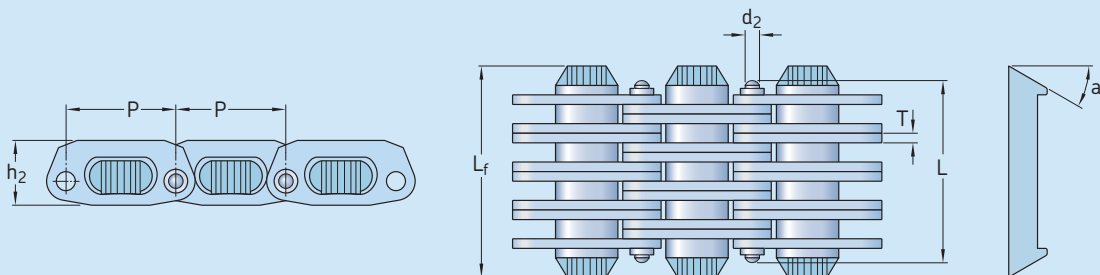
SKF PIV Chains (Self forming tooth chains)

SKF PIV Chains (positive infinitely variable chains) comply with the ZBJ18003-89 standard for the application of chain driven gear boxes. These chains are used for the roller type infinite speed variators of the textile industry, on automotive variable speed drives as well as in variable pitch V grooves.

C

Table 1

Heading here?




| Chain number | Dimensions | | | | | | | Ultimate tensile strength | Average tensile strength | Weight per meter | Designation |
|--------------|------------|--------------|------------|--------------|-----------------|----------------------------|--------------------------|---------------------------|--------------------------|------------------|-------------|
| | Pitch | Pin diameter | Pin length | Plate height | Plate thickness | Width over friction plates | Angle of friction plates | | | | |
| - | P | d_2 max | L max | h_2 max | T max | L_f | a | Q min | Q_0 | q | - |
| - | mm | | | | | | | kN/LB | kN | kg/m | - |
| A0 | 18,75 | 3 | 19,5 | 9,5 | 1 | 24 | 15° | 9,0/2045 | 9,9 | 1 | PHCA0 |
| A1 | 25 | 3 | 30,1 | 13,5 | 1,5 | 37,8 | 15° | 21,0/4772 | 23,3 | 2,23 | PHCA1 |
| A3 | 28,6 | 3 | 35,3 | 16 | 1,5 | 44,2 | 15° | 38,5/8750 | 42,7 | 3,04 | PHCA3 |
| A4 | 36 | 4 | 48,5 | 20,5 | 1,5 | 58,5 | 15° | 61,5/13977 | 68,2 | 5,54 | PHCA4 |
| A5 | 36 | 4 | 60,5 | 20,5 | 1,5 | 70 | 15° | 71,0/16136 | 78,8 | 6,7 | PHCA5 |

Standard lengths are 10 ft. and 5 m. To complete designation, add chain length. For example, a 5 m box of A1 is PHCA1X5MTR.

SKF Oil Field Chains

SKF Oil Field Chains are used in oil industry applications where extreme loads and harsh operating conditions occur. These chains are manufactured according to API specifications and are designed to withstand heavy shock loads and extreme drive conditions.

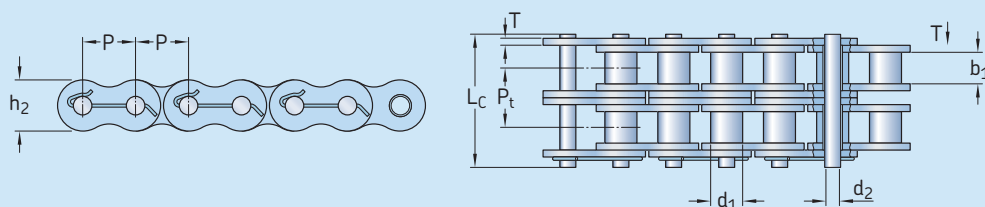
Installation and maintenance are easy and simple. Oil field chains have distinctive “crook shank” pins to allow for easy assembly and dismantling.



Multiple strands of SKF Oil Field Chains inside a mud pump

Table 1

SKF Oil Field Chains



| Chain number | ANSI Chain number | Dimensions | | | | | | | | Ultimate tensile strength | Weight per meter | Designation | |
|--------------|-------------------|------------|--------------------|----------------------------|--------------------|--------------------|--------------------|-----------------|------------------|---------------------------|------------------|--------------|--|
| | | Pitch | Roller diameter | Width between inner plates | Pin diameter | Pin length | Inner plate height | Plate thickness | Transverse pitch | | | | |
| | | P | d ₁ max | b ₁ min | d ₂ max | L _c max | h ₂ max | T max | P _t | Q min | q | | |
| | | mm | | | | | | | | | kN | kg/m | |
| 16S-1 | 80-1 | 25,400 | 15,88 | 15,75 | 7,92 | 37,55 | 24,1 | 3,25 | – | 55,6 | 2,60 | PHC 16S-1... | |
| 20S-1 | 100-1 | 31,750 | 19,05 | 18,90 | 9,53 | 44,3 | 30,0 | 4,00 | – | 86,9 | 3,91 | PHC 20S-1... | |
| 24S-1 | 120-1 | 38,100 | 22,23 | 25,22 | 11,10 | 54,4 | 36,2 | 4,80 | – | 125,1 | 5,62 | PHC 24S-1... | |
| 28S-1 | 140-1 | 44,450 | 25,40 | 25,22 | 12,70 | 59,0 | 42,2 | 5,60 | – | 170,3 | 7,50 | PHC 28S-1... | |
| 32S-1 | 160-1 | 50,800 | 28,58 | 31,55 | 14,27 | 69,6 | 48,2 | 6,40 | – | 222,4 | 10,10 | PHC 32S-1... | |
| 36S-1 | 180-1 | 57,150 | 35,71 | 35,48 | 17,46 | 78,6 | 54,3 | 7,20 | – | 281,5 | 13,45 | PHC 36S-1... | |
| 40S-1 | 200-1 | 63,500 | 39,68 | 37,85 | 19,85 | 87,2 | 60,3 | 8,00 | – | 347,5 | 16,15 | PHC 40S-1... | |
| 16S-2 | 80-2 | 25,400 | 15,88 | 15,75 | 7,92 | 66,8 | 24,1 | 3,25 | 29,29 | 111,2 | 5,15 | PHC 16S-2... | |
| 20S-2 | 100-2 | 31,750 | 19,05 | 18,90 | 9,53 | 80,5 | 30,1 | 4,00 | 35,76 | 173,7 | 7,80 | PHC 20S-2... | |
| 24S-2 | 120-2 | 38,100 | 22,23 | 25,22 | 11,10 | 99,7 | 36,2 | 4,80 | 45,44 | 250,2 | 11,70 | PHC 24S-2... | |
| 28S-2 | 140-2 | 44,450 | 25,40 | 25,22 | 12,70 | 107,8 | 42,2 | 5,60 | 48,87 | 340,5 | 15,14 | PHC 28S-2... | |
| 32S-2 | 160-2 | 50,800 | 28,58 | 31,55 | 14,27 | 127,5 | 48,2 | 6,40 | 58,55 | 444,8 | 20,14 | PHC 32S-2... | |
| 36S-2 | 180-2 | 57,150 | 35,71 | 35,48 | 17,46 | 144,4 | 54,3 | 7,20 | 65,84 | 562,9 | 29,22 | PHC 36S-2... | |
| 40S-2 | 200-2 | 63,500 | 39,68 | 37,85 | 19,85 | 158,8 | 60,3 | 8,00 | 71,55 | 695,0 | 32,24 | PHC 40S-2... | |
| 16S-3 | 80-3 | 25,400 | 15,88 | 15,75 | 7,92 | 96,1 | 24,1 | 3,25 | 29,29 | 166,8 | 7,89 | PHC 16S-3... | |
| 20S-3 | 100-3 | 31,750 | 19,05 | 18,90 | 9,53 | 116,3 | 30,1 | 4,00 | 35,76 | 260,6 | 11,77 | PHC 20S-3... | |
| 24S-3 | 120-3 | 38,100 | 22,23 | 25,22 | 11,10 | 145,2 | 36,2 | 4,80 | 45,44 | 375,3 | 17,53 | PHC 24S-3... | |
| 28S-3 | 140-3 | 44,450 | 25,40 | 25,22 | 12,70 | 156,8 | 42,2 | 5,60 | 48,87 | 510,8 | 22,20 | PHC 28S-3... | |
| 32S-3 | 160-3 | 50,800 | 28,58 | 31,55 | 14,27 | 186,6 | 48,2 | 6,40 | 58,55 | 667,2 | 30,02 | PHC 32S-3... | |
| 36S-3 | 180-3 | 57,150 | 35,71 | 35,48 | 17,46 | 210,2 | 54,3 | 7,20 | 65,84 | 844,4 | 38,22 | PHC 36S-3... | |
| 40S-3 | 200-3 | 63,500 | 39,68 | 37,85 | 19,85 | 230,4 | 60,3 | 8,00 | 71,55 | 1042,5 | 49,03 | PHC 40S-3... | |
| 16S-4 | 80-4 | 25,400 | – | 15,75 | 7,92 | 122,9 | 24,1 | 3,25 | 29,29 | 222,4 | 10,24 | PHC 16S-4... | |
| 20S-4 | 100-4 | 31,750 | 19,05 | 18,90 | 9,53 | 151,5 | 30,1 | 4,00 | 35,76 | 347,5 | 15,39 | PHC 20S-4... | |
| 24S-4 | 120-4 | 38,100 | 22,23 | 25,22 | 11,10 | 190,6 | 36,2 | 4,80 | 45,44 | 500,4 | 22,19 | PHC 24S-4... | |
| 28S-4 | 140-4 | 44,450 | 25,40 | 25,22 | 12,70 | 205,7 | 42,2 | 5,60 | 48,87 | 681,1 | 29,63 | PHC 28S-4... | |
| 32S-4 | 160-4 | 50,800 | 28,58 | 31,55 | 14,27 | 245,2 | 48,2 | 6,40 | 58,55 | 889,6 | 39,94 | PHC 32S-4... | |
| 40S-4 | 200-4 | 63,500 | 39,68 | 37,85 | 19,85 | 302,0 | 60,3 | 8,00 | 71,55 | 1390,0 | 63,60 | PHC 40S-4... | |
| 16S-5 | 80-5 | 25,400 | – | 15,75 | 7,92 | 152,2 | 24,1 | 3,25 | 29,29 | 278,0 | 12,79 | PHC 16S-5... | |
| 20S-5 | 100-5 | 31,750 | 19,05 | 18,90 | 9,53 | 187,8 | 30,1 | 4,00 | 35,76 | 434,4 | 19,22 | PHC 20S-5... | |
| 24S-5 | 120-5 | 38,100 | 22,23 | 25,22 | 11,10 | 236,1 | 36,2 | 4,80 | 45,44 | 625,5 | 27,71 | PHC 24S-5... | |
| 16S-6 | 80-6 | 25,400 | 15,88 | 15,75 | 7,92 | 181,5 | 24,1 | 3,25 | 29,29 | 333,6 | 15,34 | PHC 16S-6... | |
| 20S-6 | 100-6 | 31,750 | 19,05 | 18,90 | 9,53 | 223,6 | 30,1 | 4,00 | 35,76 | 521,2 | 23,05 | PHC 20S-6... | |
| 24S-6 | 120-6 | 38,100 | 22,23 | 25,22 | 11,10 | 281,6 | 36,2 | 4,80 | 45,44 | 750,6 | 33,24 | PHC 24S-6... | |
| 28S-6 | 140-6 | 44,450 | 25,40 | 25,22 | 12,70 | 303,4 | 42,2 | 5,60 | 48,87 | 1021,6 | 44,38 | PHC 28S-6... | |
| 32S-6 | 160-6 | 50,800 | 28,58 | 31,55 | 14,27 | 362,3 | 48,2 | 6,40 | 58,55 | 1334,4 | 59,83 | PHC 32S-6... | |
| 40S-6 | 200-6 | 63,500 | 39,68 | 37,85 | 19,85 | 445,0 | 60,3 | 8,00 | 71,55 | 2085,0 | 95,23 | PHC 40S-6... | |
| 16S-8 | 80-8 | 25,400 | 15,88 | 15,75 | 7,92 | 240,1 | 24,1 | 3,25 | 29,29 | 444,8 | 20,44 | PHC 16S-8... | |
| 20S-8 | 100-8 | 31,750 | 19,05 | 18,90 | 9,53 | 295,1 | 30,1 | 4,00 | 35,76 | 695,0 | 30,71 | PHC 20S-8... | |
| 24S-8 | 120-8 | 38,100 | 22,23 | 25,22 | 11,10 | 372,4 | 36,2 | 4,80 | 45,44 | 1000,8 | 44,28 | PHC 24S-8... | |

Standard lengths are 10 ft. To complete designation, add chain length. For example, a 10 ft. box of 40S-6 is PHC 40S-6X10FT.
For links, add "C/L" for "connecting" and "O/L" for "offset" to the designation.

SKF Leaf Chains

SKF Leaf Chains are designed for high load, slow speed tension linkage applications. Often, they are specified for reciprocating motion lifting devices such as forklifts or as counterweight chains for elevators or telescoping equipment, e.g. cranes. The chains are typically supplied in a specific length and connected to a clevis at each end. The clevis may accommodate “male” ends (inside links) or “female” ends (outside links), as required. SKF Leaf Chains are available in series: AL, BL, LL, FL, 12XX, 15XX, 19XX and 25XX. The AL and BL series are based on American chain standards, while the LL series is based on British chain standards. BL series leaf chains are made according to the ASME/ANSI B29.8 American standard. LL series leaf chains are made in accordance with the ISO 606 international standard. A chain with an even number of pitches has one male and one female end. A chain with an odd number of pitches have either two male or two female ends.

Application

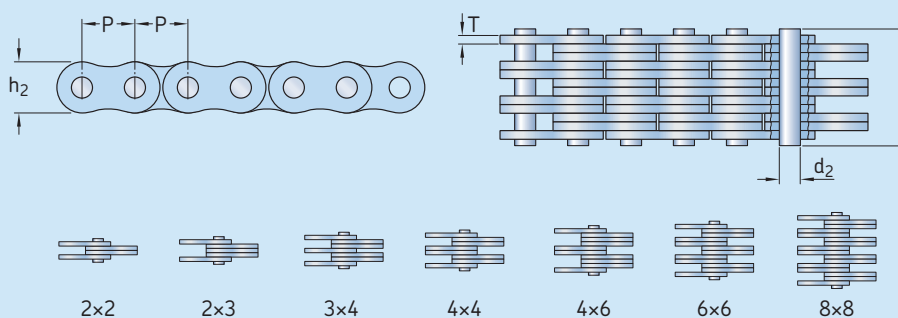
The applications for these chains include counterweight chain for masts, elevator and oven doors, forklift truck masts, spinning frames and any other lifting or balancing application.



SKF Leaf Chains used for lifting in a forklift mast

Table 1

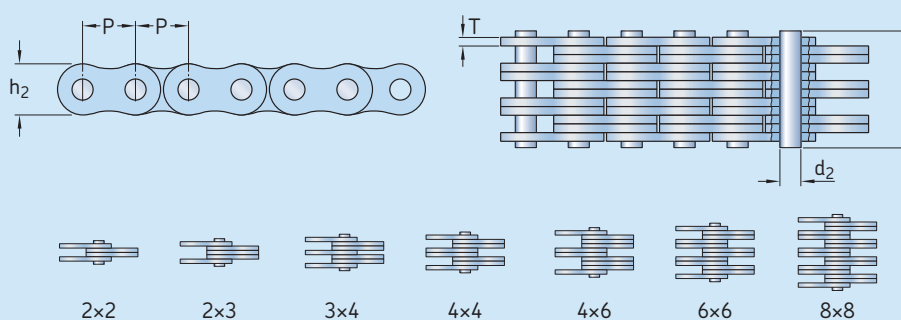
SKF Leaf Chains - ANSI BL422-BL888



| ANSI Chain number | BS/ISO Chain number | Dimensions | | Plate height | Plate thickness | Pin diameter | Pin length | Ultimate tensile strength | Average tensile strength | Weight per meter | Designation |
|-------------------|---------------------|------------|--------------|--------------|-----------------|--------------|------------|---------------------------|--------------------------|------------------|--------------|
| | | Pitch | Plate lacing | | | | | | | | |
| | | P | | h_2 max | T max | d_2 max | L max | Q min | Q_0 | q | |
| | | mm | | | | | | kN | | kg/m | |
| BL422 | LH0822 | 12,7 | 2 × 2 | 12,07 | 2,08 | 5,09 | 11,05 | 22,2 | 27,6 | 0,64 | PHC BL422... |
| BL423 | LH0823 | | 2 × 3 | | | | 13,16 | 22,2 | 27,6 | 0,80 | PHC BL423... |
| BL434 | LH0834 | | 3 × 4 | | | | 17,40 | 33,4 | 41,4 | 1,12 | PHC BL434... |
| BL444 | LH0844 | | 4 × 4 | | | | 19,51 | 44,5 | 56,0 | 1,28 | PHC BL444... |
| BL446 | LH0846 | | 4 × 6 | | | | 23,75 | 44,5 | 56,0 | 1,60 | PHC BL446... |
| BL466 | LH0866 | | 6 × 6 | | | | 27,99 | 66,7 | 81,7 | 1,92 | PHC BL466... |
| BL488 | LH0888 | | 8 × 8 | | | | 36,45 | 89,0 | 109,4 | 2,56 | PHC BL488... |
| BL522 | LH1022 | 15,875 | 2 × 2 | 15,09 | 2,44 | 5,96 | 12,90 | 33,4 | 43,1 | 0,88 | PHC BL522... |
| BL523 | LH1023 | | 2 × 3 | | | | 15,37 | 33,4 | 43,1 | 1,10 | PHC BL523... |
| BL534 | LH1034 | | 3 × 4 | | | | 20,32 | 48,9 | 65,6 | 1,50 | PHC BL534... |
| BL544 | LH1044 | | 4 × 4 | | | | 22,78 | 66,7 | 84,5 | 1,80 | PHC BL544... |
| BL546 | LH1046 | | 4 × 6 | | | | 27,74 | 66,7 | 84,5 | 2,20 | PHC BL546... |
| BL566 | LH1066 | | 6 × 6 | | | | 32,69 | 100,1 | 125,1 | 2,65 | PHC BL566... |
| BL588 | LH1088 | | 8 × 8 | | | | 42,57 | 133,4 | 169,5 | 3,50 | PHC BL588... |
| BL622 | LH1222 | 19,05 | 2 × 2 | 18,11 | 3,30 | 7,94 | 17,37 | 48,9 | 63,6 | 1,45 | PHC BL622... |
| BL623 | LH1223 | | 2 × 3 | | | | 20,73 | 48,9 | 63,6 | 1,80 | PHC BL623... |
| BL634 | LH1234 | | 3 × 4 | | | | 27,43 | 75,6 | 102,8 | 2,50 | PHC BL634... |
| BL644 | LH1244 | | 4 × 4 | | | | 30,78 | 97,9 | 120,9 | 2,90 | PHC BL644... |
| BL646 | LH1246 | | 4 × 6 | | | | 37,49 | 97,9 | 120,9 | 3,60 | PHC BL646... |
| BL666 | LH1266 | | 6 × 6 | | | | 44,20 | 146,8 | 190,8 | 4,30 | PHC BL666... |
| BL688 | LH1288 | | 8 × 8 | | | | 57,61 | 195,7 | 238,8 | 5,80 | PHC BL688... |
| BL822 | LH1622 | 25,4 | 2 × 2 | 24,13 | 4,09 | 9,54 | 21,34 | 84,5 | 108,2 | 2,20 | PHC BL822... |
| BL823 | LH1623 | | 2 × 3 | | | | 25,48 | 84,5 | 108,2 | 2,70 | PHC BL823... |
| BL834 | LH1634 | | 3 × 4 | | | | 33,76 | 129,0 | 170,0 | 3,80 | PHC BL834... |
| BL844 | LH1644 | | 4 × 4 | | | | 37,90 | 169,0 | 214,6 | 4,30 | PHC BL844... |
| BL846 | LH1646 | | 4 × 6 | | | | 46,18 | 169,0 | 214,6 | 5,40 | PHC BL846... |
| BL866 | LH1666 | | 6 × 6 | | | | 54,46 | 253,6 | 324,5 | 6,50 | PHC BL866... |
| BL888 | LH1688 | | 8 × 8 | | | | 71,02 | 338,1 | 432,7 | 8,60 | PHC BL888... |

Standard lengths are 10 ft. and 5 m. To complete designation, add chain length. For example, a 10 ft. box of BL422 is PHC BL422X10FT.

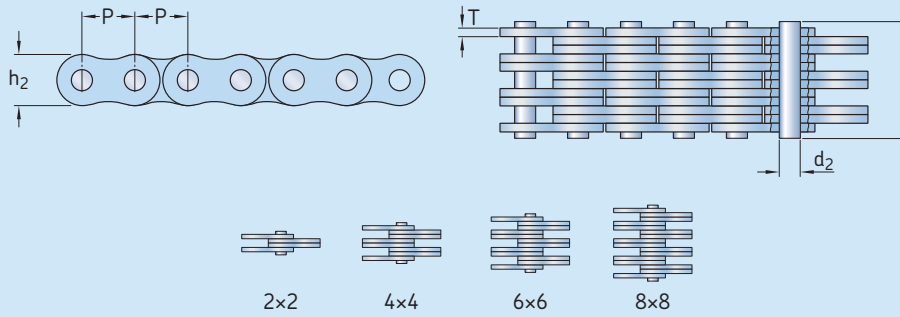
SKF Leaf Chains – ANSI BL1022-BL2088



| ANSI Chain number | BS/ISO Chain number | Dimensions | | Plate height | Plate thickness | Pin diameter | Pin length | Ultimate tensile strength | Average tensile strength | Weight per meter | Designation |
|-------------------|---------------------|------------|--------------|--------------|-----------------|--------------|------------|---------------------------|--------------------------|------------------|---------------|
| | | Pitch | Plate lacing | | | | | | | | |
| | | P | | h_2 max | T max | d_2 max | L max | Q min | Q_0 | q | |
| | | mm | – | | | | | kN | | kg/m | – |
| BL1022 | LH2022 | 31,75 | 2 × 2 | 30,18 | 4,9 | 11,11 | 25,37 | 115,6 | 150,8 | 3,40 | PHC BL1022... |
| BL1023 | LH2023 | | 2 × 3 | | | | 30,33 | 115,6 | 150,8 | 4,30 | PHC BL1023... |
| BL1034 | LH2034 | | 3 × 4 | | | | 40,23 | 182,4 | 231,6 | 6,00 | PHC BL1034... |
| BL1044 | LH2044 | | 4 × 4 | | | | 45,19 | 231,3 | 291,4 | 6,90 | PHC BL1044... |
| BL1046 | LH2046 | | 4 × 6 | | | | 55,09 | 231,3 | 291,4 | 8,60 | PHC BL1046... |
| BL1066 | LH2066 | | 6 × 6 | | | | 65,00 | 347,0 | 430,3 | 10,30 | PHC BL1066... |
| BL1088 | LH2088 | | 8 × 8 | | | | 84,81 | 462,6 | 555,1 | 13,80 | PHC BL1088... |
| BL1222 | LH2422 | 38,1 | 2 × 2 | 36,20 | 5,77 | 12,71 | 29,62 | 151,2 | 192,0 | 4,6 | PHC BL1222... |
| BL1223 | LH2423 | | 2 × 3 | | | | 35,43 | 151,2 | 192,0 | 5,8 | PHC BL1223... |
| BL1234 | LH2434 | | 3 × 4 | | | | 47,07 | 244,6 | 315,9 | 8,1 | PHC BL1234... |
| BL1244 | LH2444 | | 4 × 4 | | | | 52,88 | 302,5 | 381,1 | 9,3 | PHC BL1244... |
| BL1246 | LH2446 | | 4 × 6 | | | | 64,52 | 302,5 | 381,1 | 11,6 | PHC BL1246... |
| BL1266 | LH2466 | | 6 × 6 | | | | 76,15 | 453,7 | 543,6 | 13,9 | PHC BL1266... |
| BL1288 | LH2488 | | 8 × 8 | | | | 99,42 | 605,0 | 726,0 | 18,6 | PHC BL1288... |
| BL1422 | LH2822 | 44,45 | 2 × 2 | 42,24 | 6,55 | 14,29 | 33,55 | 191,3 | 225,7 | 6,1 | PHC BL1422... |
| BL1423 | LH2823 | | 2 × 3 | | | | 40,16 | 191,3 | 225,7 | 7,6 | PHC BL1423... |
| BL1434 | LH2834 | | 3 × 4 | | | | 53,37 | 315,8 | 372,6 | 10,6 | PHC BL1434... |
| BL1444 | LH2844 | | 4 × 4 | | | | 59,97 | 382,6 | 451,2 | 12,2 | PHC BL1444... |
| BL1446 | LH2846 | | 4 × 6 | | | | 73,18 | 382,6 | 451,2 | 15,2 | PHC BL1446... |
| BL1466 | LH2866 | | 6 × 6 | | | | 86,39 | 578,3 | 682,4 | 18,2 | PHC BL1466... |
| BL1488 | LH2888 | | 8 × 8 | | | | 112,80 | 765,1 | 902,8 | 24,3 | PHC BL1488... |
| BL1622 | LH3222 | 50,8 | 2 × 2 | 48,26 | 7,52 | 17,46 | 39,01 | 289,1 | 341,1 | 8,0 | PHC BL1622... |
| BL1623 | LH3223 | | 2 × 3 | | | | 46,58 | 289,1 | 341,1 | 10,0 | PHC BL1623... |
| BL1634 | LH3234 | | 3 × 4 | | | | 61,72 | 440,4 | 519,6 | 14,0 | PHC BL1634... |
| BL1644 | LH3244 | | 4 × 4 | | | | 69,29 | 573,8 | 680,4 | 16,0 | PHC BL1644... |
| BL1646 | LH3246 | | 4 × 6 | | | | 84,43 | 578,3 | 680,4 | 20,0 | PHC BL1646... |
| BL1666 | LH3266 | | 6 × 6 | | | | 99,57 | 857,4 | 1000,7 | 24,0 | PHC BL1666... |
| BL1688 | LH3288 | | 8 × 8 | | | | 129,84 | 1156,5 | 1364,6 | 32,0 | PHC BL1688... |
| BL2022 | LH4022 | 63,5 | 2 × 2 | 60,33 | 9,91 | 23,81 | 51,74 | 433,7 | 511,7 | 15,8 | PHC BL2022... |
| BL2023 | LH4023 | | 2 × 3 | | | | 61,70 | 433,7 | 511,7 | 19,8 | PHC BL2023... |
| BL2034 | LH4034 | | 3 × 4 | | | | 81,61 | 649,4 | 766,2 | 27,7 | PHC BL2034... |
| BL2044 | LH4044 | | 4 × 4 | | | | 91,57 | 867,4 | 1023,5 | 31,6 | PHC BL2044... |
| BL2046 | LH4046 | | 4 × 6 | | | | 111,48 | 867,4 | 1023,5 | 39,5 | PHC BL2046... |
| BL2066 | LH4066 | | 6 × 6 | | | | 131,39 | 1301,1 | 1535,2 | 47,4 | PHC BL2066... |
| BL2088 | LH4088 | | 8 × 8 | | | | 171,22 | 1734,8 | 2046,5 | 63,2 | PHC BL2088... |

Standard lengths are 10 ft. and 5 m. To complete designation, add chain length. For example, a 10 ft. box of BL1022 is PHC BL1022X10FT.

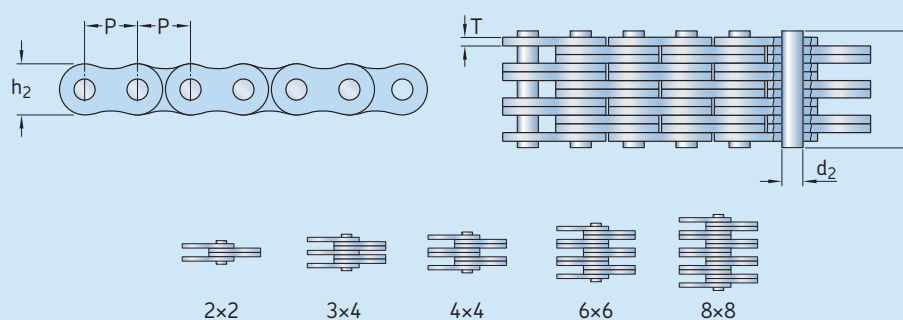
SKF Leaf Chains – BS/ISO LL0822-LL4888



| BS/ISO Chain number | Dimensions | | Plate height | Plate thickness | Pin diameter | Pin length | Ultimate tensile strength | Average tensile strength | Weight per meter | Designation |
|---------------------|------------|--------------|--------------------|-----------------|--------------------|------------|---------------------------|--------------------------|------------------|---------------|
| | Pitch | Plate lacing | | | | | | | | |
| | P | | h ₂ max | T max | d ₂ max | L max | Q min | Q ₀ | q | |
| – | mm | – | | | | | kN | | kg/m | – |
| LL0822 | 12,7 | 2 × 2 | 10,6 | 1,6 | 4,45 | 8,9 | 18,2 | 20,4 | 0,42 | PHC LL0822... |
| LL0844 | | 4 × 4 | | | | 15,6 | 36,4 | 40,7 | 0,84 | PHC LL0844... |
| LL0866 | | 6 × 6 | | | | 22,0 | 54,6 | 60 | 1,24 | PHC LL0866... |
| LL0888 | | 8 × 8 | | | | 28,5 | 72,8 | 80 | 1,64 | PHC LL0888... |
| LL1022 | 15,875 | 2 × 2 | 13,7 | 1,6 | 5,08 | 9,2 | 22,7 | 25,5 | 0,54 | PHC LL1022... |
| LL1044 | | 4 × 4 | | | | 15,8 | 45,4 | 51 | 1,06 | PHC LL1044... |
| LL1066 | | 6 × 6 | | | | 22,1 | 68,1 | 76,3 | 1,57 | PHC LL1066... |
| LL1088 | | 8 × 8 | | | | 28,8 | 90,8 | 101,9 | 2,1 | PHC LL1088... |
| LL1222 | 19,05 | 2 × 2 | 16 | 1,85 | 5,72 | 10,4 | 29,5 | 33,2 | 0,73 | PHC LL1222... |
| LL1244 | | 4 × 4 | | | | 17,9 | 59,0 | 66,4 | 1,44 | PHC LL1244... |
| LL1266 | | 6 × 6 | | | | 25,4 | 88,5 | 99,7 | 2,15 | PHC LL1266... |
| LL1288 | | 8 × 8 | | | | 32,9 | 118,0 | 132,9 | 2,84 | PHC LL1288... |
| LL1622 | 25,4 | 2 × 2 | 21 | 3,1 | 8,28 | 17,2 | 58,0 | 66,7 | 1,52 | PHC LL1622... |
| LL1644 | | 4 × 4 | | | | 29,6 | 116,0 | 140 | 2,9 | PHC LL1644... |
| LL1666 | | 6 × 6 | | | | 42,4 | 174,0 | 208,8 | 4,3 | PHC LL1666... |
| LL1688 | | 8 × 8 | | | | 54,9 | 232,0 | 278 | 5,71 | PHC LL1688... |
| LL2022 | 31,75 | 2 × 2 | 26,4 | 3,5 | 10,19 | 20,1 | 95,0 | 109,2 | 2,33 | PHC LL2022... |
| LL2044 | | 4 × 4 | | | | 33,8 | 190,0 | 218,5 | 4,4 | PHC LL2044... |
| LL2066 | | 6 × 6 | | | | 50,1 | 285,0 | 324,6 | 6,79 | PHC LL2066... |
| LL2088 | | 8 × 8 | | | | 64,0 | 380,0 | 435,1 | 8,9 | PHC LL2088... |
| LL2422 | 38,1 | 2 × 2 | 33,4 | 5 | 14,63 | 28,4 | 170,0 | 195,5 | 4,47 | PHC LL2422... |
| LL2444 | | 4 × 4 | | | | 46,3 | 340,0 | 380,8 | 8,22 | PHC LL2444... |
| LL2466 | | 6 × 6 | | | | 66,4 | 510,0 | 571,2 | 12,22 | PHC LL2466... |
| LL2488 | | 8 × 8 | | | | 86,6 | 680,0 | 775,2 | 16,3 | PHC LL2488... |
| LL2822 | 44,45 | 2 × 2 | 37,08 | 6 | 15,9 | 32,2 | 200,0 | 224 | 5,1 | PHC LL2822... |
| LL2844 | | 4 × 4 | | | | 56,4 | 400,0 | 448 | 9,9 | PHC LL2844... |
| LL2866 | | 6 × 6 | | | | 80,8 | 600,0 | 672 | 14,6 | PHC LL2866... |
| LL2888 | | 8 × 8 | | | | 105,2 | 800,0 | 896 | 19,4 | PHC LL2888... |
| LL3222 | 50,8 | 2 × 2 | 42 | 6,4 | 17,81 | 34,8 | 260,0 | 291,2 | 6,2 | PHC LL3222... |
| LL3244 | | 4 × 4 | | | | 60,6 | 520,0 | 582,4 | 12,3 | PHC LL3244... |
| LL3266 | | 6 × 6 | | | | 86,4 | 780,0 | 873,6 | 18,3 | PHC LL3266... |
| LL3288 | | 8 × 8 | | | | 112,2 | 1040,0 | 1176 | 24 | PHC LL3288... |
| LL4022 | 63,5 | 2 × 2 | 52,76 | 8 | 22,89 | 42,2 | 360,0 | 403,2 | 10,3 | PHC LL4022... |
| LL4044 | | 4 × 4 | | | | 74,4 | 780,0 | 873,6 | 20 | PHC LL4044... |
| LL4066 | | 6 × 6 | | | | 106,5 | 1080,0 | 1209,6 | 30 | PHC LL4066... |
| LL4088 | | 8 × 8 | | | | 140,0 | 1440,0 | 1747,2 | 39,1 | PHC LL4088... |
| LL4822 | 76,2 | 2 × 2 | 63,88 | 10 | 29,24 | 54,6 | 560,0 | 627,2 | 18,5 | PHC LL4822... |
| LL4844 | | 4 × 4 | | | | 92,6 | 1120,0 | 1554,4 | 35,7 | PHC LL4844... |
| LL4866 | | 6 × 6 | | | | 133,4 | 1680,0 | 1880 | 53 | PHC LL4866... |
| LL4888 | | 8 × 8 | | | | 174,2 | 2240,0 | 2508,8 | 70,4 | PHC LL4888... |

Standard lengths are 10 ft. and 5 m. To complete designation, add chain length. For example, a 10 ft. box of BL1022 is PHC BL1022X10FT.

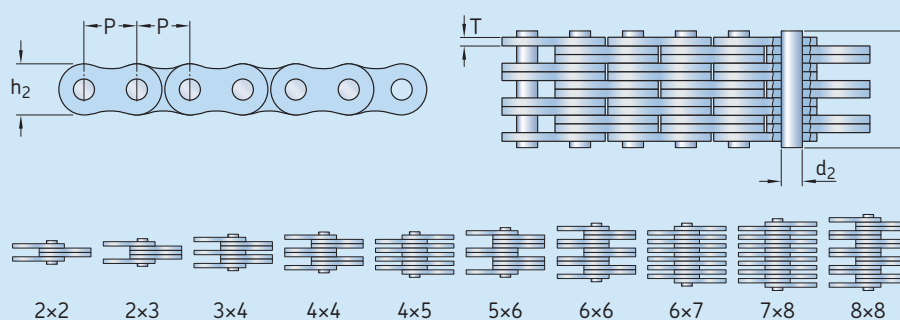
SKF Leaf Chains – ANSI AL322-AL1688



| ANSI Chain number | Dimensions | | Plate height | Plate thickness | Pin diameter | Pin length | Ultimate tensile strength | Average tensile strength | Weight per meter | Designation |
|-------------------|------------|--------------|--------------|-----------------|--------------|------------|---------------------------|--------------------------|------------------|---------------|
| | Pitch | Plate lacing | | | | | | | | |
| | P | | h_2 max | T max | d_2 max | L max | Q min | Q_0 | q | |
| | mm | | | | | | kN | | kg/m | |
| AL322 | 9,525 | 2 × 2 | 7,7 | 1,3 | 3,58 | 6,80 | 9,0 | 10,2 | 0,23 | PHC AL322... |
| AL344 | | 4 × 4 | | | | 11,60 | 18,0 | 20,0 | 0,46 | PHC AL344... |
| AL422 | 12,7 | 2 × 2 | 10,4 | 1,5 | 3,96 | 8,30 | 14,1 | 16,9 | 0,39 | PHC AL422... |
| AL444 | | 4 × 4 | | | | 14,40 | 28,2 | 35,2 | 0,74 | PHC AL444... |
| AL466 | | 6 × 6 | | | | 20,50 | 42,3 | 52,7 | 1,13 | PHC AL466... |
| AL522 | 15,875 | 2 × 2 | 12,8 | 2,03 | 5,08 | 11,05 | 22,0 | 27,5 | 0,64 | PHC AL522... |
| AL534 | | 3 × 4 | | | | 17,00 | 33,0 | 46,0 | 1,10 | PHC AL534... |
| AL544 | | 4 × 4 | | | | 19,40 | 44,0 | 55,0 | 1,25 | PHC AL544... |
| AL566 | | 6 × 6 | | | | 27,50 | 66,0 | 82,5 | 1,79 | PHC AL566... |
| AL622 | 19,05 | 2 × 2 | 15,6 | 2,42 | 5,94 | 13,00 | 37,0 | 44,4 | 0,86 | PHC AL622... |
| AL644 | | 4 × 4 | | | | 22,70 | 63,7 | 78,8 | 1,76 | PHC AL644... |
| AL666 | | 6 × 6 | | | | 32,20 | 100,1 | 118,6 | 2,60 | PHC AL666... |
| AL688 | | 8 × 8 | | | | 42,20 | 133,4 | 156,6 | 3,49 | PHC AL688... |
| AL822 | 25,4 | 2 × 2 | 20,5 | 3,25 | 7,92 | 16,00 | 56,7 | 68,6 | 1,54 | PHC AL822... |
| AL844 | | 4 × 4 | | | | 29,40 | 113,4 | 135,6 | 3,00 | PHC AL844... |
| AL866 | | 6 × 6 | | | | 44,20 | 170,0 | 202,3 | 4,46 | PHC AL866... |
| AL1022 | 31,75 | 2 × 2 | 25,6 | 4 | 9,53 | 19,60 | 88,5 | 107,1 | 2,37 | PHC AL1022... |
| AL1044 | | 4 × 4 | | | | 36,40 | 177,0 | 203,6 | 4,68 | PHC AL1044... |
| AL1066 | | 6 × 6 | | | | 52,30 | 265,0 | 315,3 | 7,20 | PHC AL1066... |
| AL1088 | | 8 × 8 | | | | 68,50 | 354,0 | 421,2 | 9,94 | PHC AL1088... |
| AL1222 | 38,1 | 2 × 2 | 30,5 | 4,8 | 11,1 | 24,30 | 127,0 | 151,1 | 3,65 | PHC AL1222... |
| AL1244 | | 4 × 4 | | | | 43,80 | 254,0 | 299,7 | 7,05 | PHC AL1244... |
| AL1266 | | 6 × 6 | | | | 63,20 | 381,0 | 426,3 | 10,50 | PHC AL1266... |
| AL1288 | | 8 × 8 | | | | 82,60 | 508,0 | 568,4 | 14,03 | PHC AL1288... |
| AL1444 | 44,45 | 4 × 4 | 36,4 | 5,6 | 12,64 | 51,30 | 372,7 | 413,6 | 10,34 | PHC AL1444... |
| AL1466 | | 6 × 6 | | | | 74,56 | 559,0 | 620,4 | 15,16 | PHC AL1466... |
| AL1644 | 50,8 | 4 × 4 | 41,6 | 6,4 | 14,21 | 58,00 | 471,0 | 522,8 | 12,98 | PHC AL1644... |
| AL1666 | | 6 × 6 | | | | 83,80 | 706,0 | 783,6 | 19,76 | PHC AL1666... |
| AL1688 | | 8 × 8 | | | | 109,50 | 942,0 | 1045,5 | 25,47 | PHC AL1688... |

Standard lengths are 10 ft. and 5 m. To complete designation, add chain length. For example, a 10 ft. box of AL322 is PHCAL322X10FT.

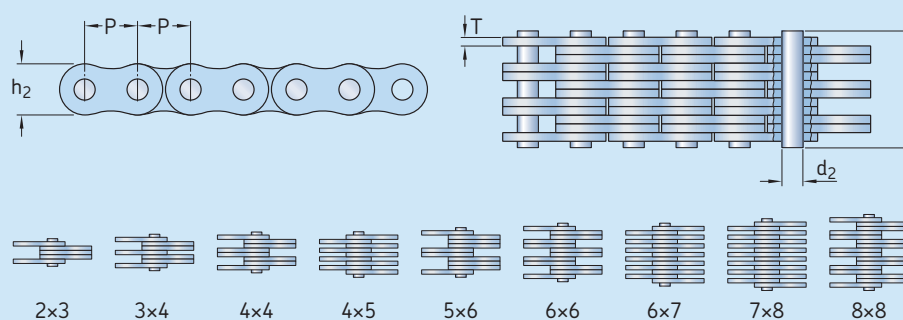
SKF Leaf Chains – FL, F19V, FLC



| Chain number | Dimensions | | | Plate thickness | Pin diameter | Pin length | Ultimate tensile strength | Average tensile strength | Weight per meter | Designation |
|--------------|------------|--------------|--------------|-----------------|--------------|------------|---------------------------|--------------------------|------------------|----------------|
| | Pitch | Plate lacing | Plate height | | | | | | | |
| | P | | h_2 max | T max | d_2 max | L max | Q min | Q_0 | q | |
| | mm | – | | | | | kN | | kg/m | – |
| FL644 | 5,940 | 4 × 4 | 4,7 | 0,60 | 1,85 | 6,6 | 6,50 | 7,8 | 0,13 | PHC FL644... |
| FL666 | 5,940 | 6 × 6 | 4,7 | 0,60 | 1,85 | 9,3 | 9,75 | 11,8 | 0,20 | PHC FL666... |
| FL688 | 5,940 | 8 × 8 | 4,7 | 0,60 | 1,85 | 12,0 | 13,00 | 15,6 | 0,25 | PHC FL688... |
| FL844 | 8,000 | 4 × 4 | 6,9 | 0,73 | 2,31 | 7,9 | 10,00 | 12,1 | 0,25 | PHC FL844... |
| FL944 | 9,525 | 4 × 4 | 8,7 | 1,04 | 3,28 | 10,4 | 21,00 | 24,7 | 0,43 | PHC FL944... |
| FL966 | 9,525 | 6 × 6 | 8,7 | 1,00 | 3,28 | 14,9 | 31,00 | 36,8 | 0,65 | PHC FL966... |
| F122 | 12,700 | 2 × 2 | 8,2 | 1,00 | 3,58 | 7,0 | 11,43 | 13,6 | 0,19 | PHC F122... |
| F1223 | 12,700 | 2 × 3 | 10,2 | 2,03 | 4,45 | 12,8 | 20,00 | 23,8 | 0,61 | PHC F1223... |
| FL1244 | 12,700 | 4 × 4 | 10,2 | 1,70 | 4,45 | 16,7 | 44,00 | 52,3 | 0,83 | PHC FL1244... |
| F19V-44 | 19,050 | 4 × 4 | 15,2 | 2,42 | 6,50 | 22,4 | 71,00 | 84,3 | 1,73 | PHC F19V-44... |
| F19V-66 | 19,050 | 6 × 6 | 15,2 | 2,42 | 6,50 | 32,3 | 106,00 | 125,9 | 2,57 | PHC F19V-66... |
| FLC534 | 15,875 | 3 × 4 | 12,7 | 1,85 | 5,08 | 15,3 | 40,40 | 44,4 | 0,99 | PHC FLC534... |
| FLC545 | 15,875 | 4 × 5 | 12,7 | 1,85 | 5,08 | 19,2 | 54,30 | 59,7 | 1,27 | PHC FLC545... |
| FLC556 | 15,875 | 5 × 6 | 12,7 | 1,85 | 5,08 | 22,7 | 67,60 | 74,3 | 1,54 | PHC FLC556... |
| FLC1056 | 31,750 | 5 × 6 | 25,4 | 3,25 | 9,53 | 40,6 | 137,90 | 151,0 | 5,44 | PHC FLC1056... |
| FLC1067 | 31,750 | 6 × 7 | 25,4 | 3,25 | 9,53 | 47,2 | 165,40 | 181,9 | 6,42 | PHC FLC1067... |
| FLC1078 | 31,750 | 7 × 8 | 25,4 | 3,25 | 9,53 | 53,8 | 193,00 | 212,0 | 7,40 | PHC FLC1078... |

Standard lengths are 10 ft. and 5 m. To complete designation, add chain length. For example, a 10 ft. box of AL322 is PHC AL322X10FT.

SKF Leaf Chains – 12XX, 15XX, 19XX, 25XX



| Chain number | Dimensions | | | | | | Chain length over 100 pitches ($\pm 0,25\%$) | Ultimate tensile strength Q min | Weight per meter q | Designation |
|--------------|------------|--------------|---------------------------|--------------------------|---------------------------|---------------------|--|------------------------------------|-----------------------|-------------|
| | Pitch P | Plate lacing | Plate height h_2 max | Plate thickness T max | Pin diameter d_2 max | Pin length L max | | | | |
| – | mm | – | | | | | kN | kg/m | – | |
| 1234 | 12,7 | 3 × 4 | 10,6 | 1,7 | 4,45 | 14,2 | 1262 | 31,0 | 0,75 | PHC 1234... |
| 1256 | | 5 × 6 | | | | 21,1 | | 53,0 | 1,17 | PHC 1256... |
| 1288 | | 8 × 8 | | | | 29,9 | | 85,0 | 1,70 | PHC 1288... |
| 1523 | 15,875 | 2 × 3 | 12,7 | 1,94 | 5,08 | 12,1 | 1580 | 29,0 | 0,75 | PHC 1523... |
| 1534 | | 3 × 4 | | | | 16,0 | | 46,0 | 1,04 | PHC 1534... |
| 1544 | | 4 × 4 | | | | 18,1 | | 58,0 | 1,18 | PHC 1544... |
| 1545 | | 4 × 6 | | | | 20,3 | | 58,0 | 1,33 | PHC 1545... |
| 1556 | | 5 × 6 | | | | 24,0 | | 72,0 | 1,63 | PHC 1556... |
| 1566 | | 6 × 6 | | | | 26,2 | | 87,0 | 1,77 | PHC 1566... |
| 1567 | | 6 × 7 | | | | 28,0 | | 90,0 | 1,91 | PHC 1567... |
| 1578 | | 7 × 8 | | | | 32,5 | | 101,0 | 2,20 | PHC 1578... |
| 1588 | | 8 × 8 | | | | 34,0 | | 115,0 | 2,34 | PHC 1588... |
| 1944 | 19,05 | 4 × 4 | 15,0 | 2,29 | 5,72 | 21,3 | 1891 | 73,0 | 1,58 | PHC 1944... |
| 1966 | | 6 × 6 | | | | 30,7 | | 110,0 | 2,37 | PHC 1966... |
| 1988 | | 8 × 8 | | | | 40,0 | | 140,0 | 3,13 | PHC 1988... |
| 2523 | 25,4 | 2 × 3 | 20,2 | 3,06 | 8,28 | 18,8 | 2532 | 72,0 | 1,83 | PHC 2523... |
| 2534 | | 3 × 4 | | | | 25,3 | | 108,0 | 2,55 | PHC 2534... |
| 2545 | | 4 × 5 | | | | 31,6 | | 144,0 | 3,26 | PHC 2545... |
| 2556 | | 5 × 6 | | | | 37,2 | | 180,0 | 3,96 | PHC 2556... |
| 2567 | | 6 × 7 | | | | 43,8 | | 216,0 | 4,68 | PHC 2567... |
| 2578 | | 7 × 8 | | | | 50,0 | | 252,0 | 5,39 | PHC 2578... |
| 2588 | | 8 × 8 | | | | 52,8 | | 290,0 | 5,77 | PHC 2588... |

Standard lengths are 10 ft. and 5 m. To complete designation, add chain length. For example, a 10 ft. box OF1234 is PHC1234X10FT.

Chain chemical resistance comparison

The selection of the correct chain type for the application also requires an assessment of the material type the chain is made from, or plated, and how this will react with the expected environment.

The information in the chart is given as a guideline only, not a guarantee for the performance of the materials, the variables for each operating condition, such as heat and concentration, can substantially change the results.



| Chain chemical resistance comparison | | | | | | |
|--------------------------------------|---------------|-------------|--------------|-----------------------|-----|-----|
| Substance | Concentration | Temperature | Carbon steel | Stainless steel grade | | |
| | | | | 304 | 316 | 600 |
| – | – | °C | – | | | |
| Acetic acid | 5–10% | 20 | | | | |
| Acetone | – | 20 | | | | |
| Alcohol | – | – | | | | |
| Ammonia water | – | – | | | | |
| Ammonia nitrate | Saturated | Boiling | | | | |
| Beer | – | 20 | | | | |
| Benzene | – | 20 | | | | |
| Boric acid | 50% | Boiling | | | | |
| Butyric acid | – | 20 | | | | |
| Calcium chloride | Saturated | 20 | | | | |
| Calcium hydroxide | 20% | Boiling | | | | |
| Carbolic acid | – | – | | | | |
| Carbon tetrachloride (dry) | – | 20 | | | | |
| Chlorinated water | – | – | | | | |
| Chlorine gas (dry) | – | 20 | | | | |
| Chlorine gas (moist) | – | 20 | | | | |
| Chromic acid | 5% | 20 | | | | |
| Chocolate | – | – | | | | |
| Citric acid | 50% | 20 | | | | |
| Coffee | – | Boiling | | | | |
| Ferric acid | 50% | 20 | | | | |
| Ferric chloride | 5% | 20 | | | | |
| Formalin (formaldehyde) | 40% | 20 | | | | |
| Formic acid | 50% | 20 | | | | |
| Fruit juice | – | 20 | | | | |
| Gasoline | – | 20 | | | | |
| Grape husk | – | – | | | | |
| Glycerol | – | 20 | | | | |
| Honey/molasses | – | – | | | | |
| Hydrochloric acid | 2% | 20 | | | | |
| Hydrogen peroxide | 30% | 20 | | | | |
| Hydrogen sulphide (dry) | – | – | | | | |
| Hydrogen sulphide (moist) | – | – | | | | |
| Iodine | – | – | | | | |
| Lactic acid | 10% | 20 | | | | |
| Linseed oil | 100% | 20 | | | | |

Legend for Symbols Highly Corrosion Resistant Not Corrosion Resistant Marginal Corrosion Resistant

Chain chemical resistance comparison

| Substance | Concentration | Temperature | Carbon steel | Stainless steel grade | | |
|---------------------------|---------------|-------------|--------------|-----------------------|-----|-----|
| | | | | 304 | 316 | 600 |
| – | – | °C | – | | | |
| Mayonnaise | – | 20 | | | | |
| Milk | – | 20 | | | | |
| Nitric acid | 5% | 20 | | | | |
| Nitric acid | 65% | 20 | | | | |
| Nitric acid | 65% | Boiling | | | | |
| Oil | – | 20 | | | | |
| Oil (vegetable, mineral) | – | 20 | | | | |
| Oxalic acid | 10% | 20 | | | | |
| Paraffin | – | 20 | | | | |
| Petroleum | – | 20 | | | | |
| Phosphoric acid | 5% | 20 | | | | |
| Phosphoric acid | 10% | 20 | | | | |
| Potassium | Saturated | 20 | | | | |
| Potassium bichromate | 10% | 20 | | | | |
| Potassium chloride | Saturated | 20 | | | | |
| Potassium hydroxide | 20% | 20 | | | | |
| Potassium nitrate | 25% | 20 | | | | |
| Potassium nitrate | 25% | Boiling | | | | |
| Seawater | – | 20 | | | | |
| Soap + water solution | – | 20 | | | | |
| Sodium carbonate | Saturated | Boiling | | | | |
| Sodium chloride | 5% | 20 | | | | |
| Sodium cyanide | – | 20 | | | | |
| Sodium hydrocarbonate | – | 20 | | | | |
| Sodium hydroxide | 25% | 20 | | | | |
| Sodium hyperchlorite | 10% | 20 | | | | |
| Sodium perchlorate | 10% | Boiling | | | | |
| Soft drink | – | 20 | | | | |
| Stearic acid | 100% | Boiling | | | | |
| Sugar solution | – | 20 | | | | |
| Spirits | – | 20 | | | | |
| Sulphuric acid (sulfuric) | 5% | 20 | | | | |
| Sulphuric acid (sulfuric) | 40% | 20 | | | | |
| Toulene | – | 20 | | | | |
| Turpentine | – | 30 | | | | |
| Vegetable juice | – | 20 | | | | |
| Vinegar | – | 20 | | | | |
| Water | – | – | | | | |
| Whiskey | – | 20 | | | | |
| Wine | – | 20 | | | | |
| Zinc chloride | 50% | 20 | | | | |
| Zinc sulfate | 25% | 20 | | | | |

Legend for Symbols

Highly Corrosion Resistant

Not Corrosion Resistant

Marginal Corrosion Resistant

The corrosion resistance of plated carbon steel chains is better than non plated carbon steel chains, but not as good as the stainless steel options.

Some indicative comparisons for corrosion resistance is given below, along with relative costs (to that of standard chains)

| Plating / Coating | Conditions / Environment | Relative cost (to Std chain) | Typical corrosion resistance to | | Typical effect on $Q_{min}^{2)}$ |
|--|---|------------------------------|---------------------------------|----------|----------------------------------|
| | | | Rain | Seawater | |
| – | – | °C | – | | |
| Zinc plated (ZP)¹⁾ | Better anti-corrosion than nickel plate, not environmental plating process | 1.25–1.30 | | | 0,85 |
| Nickel plated (NP)¹⁾ | Outdoor use plated chain, mildly corrosive resistant | 1.15–1.20 | | | 0,95 |
| Dacrotized (DR)¹⁾ | Best treatment for anti-corrosion of carbon steel chains, next to Stainless steel | 1.60–1.70 | | | 1,00 |
| Legend for Symbols | Highly Corrosion Resistant | Not Corrosion Resistant | Marginal Corrosion Resistant | | |

¹⁾ The plating types used in all the above processes can be prone to flaking or dusting when being used in certain conditions. They can therefore not be used in applications where the chains come into direct contact with food, as there is a very small chance of product contamination.

²⁾ Where standard carbon steel chains are plated, the process may have an affect on the chains performance, and as a result, the UTS (Q_{min}) and working load may have to be adjusted by the factors indicated. There is no effect on capacity when using a "dacrotised" chain.

D

The plated chains are all plated before assembly, to ensure full coverage of each part.

NOTE: The plating types used in all the above processes can be prone to flaking or dusting when being used in certain conditions. They can therefore not be used in applications where the chains come into direct contact with food, as there is a very small chance of product contamination.

Useful formulae for power transmission

1 Power (kW)

1.1 Mechanical Power (kW_M)

$$kW_M = \frac{M_T \times \text{rpm}}{9\,550} \quad (\text{kW})$$

Where

M_T Torque (moment) [Nm]
rpm revolutions per minute [min⁻¹]

1.2 Electrical Power (kW_E):-

$$kW_E = \frac{3 \times V \times I \times \text{Cos}\phi}{1,000} \quad (\text{kW})$$

Where

V Voltage
(Typically 415 V for 3 ph.; 240 V for single ph.)
I Current (amps)
cos φ Power Factor (typically 0.82–0.95. Ref motor catalogue)
√3 1.73 (A constant for 3 phase machines...415 V. (Ignore for single phase machines... typically 240 V AC)

Note: To calculate the output kW, multiply the kW_E by the overall mechanical efficiency (0ξm).

2 Torque (or Moment) (M_T)

2.1 Basic Formulae:-

$$M_T = F \times r \quad (\text{Nm})$$

Where

F Force (Newtons)
r radius of element (metres)

2.2 Power and speed known

$$M_T = \frac{\text{kW} \times 60 \times 10^3}{2 \times \pi \times \text{rpm}} \quad (\text{Nm})$$

Where

M_T Torque (Moment) [Nm]
kW Kilowatt [kW]
rpm revolutions per minute [min⁻¹]
9 550 is a constant, derived from: (60 × 10³) / 2π

2.3 Alternatively, this may be reduced to

$$M_T = \frac{\text{kW} \times 9950}{\text{rpm}} \quad (\text{Nm})$$

3 Overhung loads (Radial Force) (F_R)

3.1 Radial Force [F_R]

$$F_R = \frac{2 \times \text{kW} \times 9950}{d \text{ rpm}} \quad (\text{N})$$

Where

kW Power [kW]
d Pitch Circle Diameter - pcd - [m]
rpm revolutions per minute [min⁻¹]

3.2 Overhung Loads [F_R]:

$$F_R = \frac{2 \times \text{kW} \times 9950 \times K}{d \times \text{rpm}} \quad (\text{N})$$

Where

K₁ A Constant, dependent on the driving element, typically

For Chain Pinions

(>19T) = 1.00
(14T-18T) = 1.25
(<13T) = 1.40

Gears

(>17T) = 1.15
(<17T) = 1.30

V-Pulleys

= 1.50

Flat Belts

= 2.50 – 3.00

(dependent on type / construction or material)

4 Velocity (Linear Motion) (m/s)

4.1 Velocity (v)

$$v = \frac{d \times \pi \times \text{rpm}}{60 \times 10^3} \quad (\text{m/s})$$

Where

v velocity in metres per second [m/s]

d pitch circle diameter - pcd - [mm].

(Note: If the pitch diameter is in metres, ignore the $\times 10^3$ denominator).

4.2 For Chain Drives (v_1)

$$v_1 = \frac{p \times z \times \text{rpm}}{60 \times 10^3} \quad (\text{m/s})$$

Where

p chain pitch (mm)

z No of teeth of sprocket

4.3 Angular Acceleration (a) may be derived from the above

$$\alpha = \frac{(v_1 - v_2)}{t} \times 2 \times \pi \quad (\text{rad/sec}^2)$$

Where

α Angular acceleration (radians per second²)

v_1, v_2 , Velocities 1 and 2 respectively (m/s)

T time period between the velocities v_1 and v_2 (sec)

5 Sprocket (or Chain Wheel) pitch diameters (\varnothing_p)

5.1 Pitch Diameters (\varnothing_p)

$$\varnothing_p = \left[\sin \frac{180}{z} \right]^{-1} \quad (\text{mm})$$

Where

\varnothing_p Pitch diameter [mm]

z No of teeth of sprocket

p Chain Pitch [mm]

Sin Trig. Function

6 Ratios (i)

$$i = \frac{N_1}{N_2} = \frac{M_2}{M_1} = \frac{D_1}{D_2} = \frac{Z_2}{Z_1} \quad (:1) \text{ (no unit!)}$$

Where

N_1, N_2 input and output speeds respectively [rpm]

M_1, M_2 input and output torque (moment) respectively [Nm]

$\varnothing_1, \varnothing_2$ DriveR & DriveN pulleys (mm or inch)

Z_1, Z_2 Number of Sprocket Teeth on DriveR and DriveN

7 Factors and efficiencies

7.1 Gearbox efficiencies (ξ) (Typical only. Refer to manufacturers' tables for actual values)

7.1.1 Helical units single reduction 0.97

Double reduction 0.94

Triple reduction 0.91

7.1.2 Spur units single reduction 0.95

Double reduction 0.91

Triple reduction 0.88

7.1.3 Worm units For small units (centres < 150 mm ...), an approximation of the mechanical efficiency can be made by means of subtracting the ratio from 100. (e.g. For a 40:1 ratio unit, the ξ_m is approx. 60%...

The larger the worm box centres, the more efficient (relatively) the unit!!!

7.2 V, Multi-rib and Synchronous Belts

7.2.1 Standard V-belts...classical jacketed 0.94 – 0.97

7.2.2 Raw-edge type V-belts 0.96 – 0.98

7.2.3 Standard synchronous (Trapezoidal profile – CTB) 0.96 – 0.97

7.2.4 High Performance sync. Belts 0.97 – 0.98 (Curvilinear and modified Curvilinear...)

(The above belt efficiencies are based on new installations, with correctly maintained tensions).

7.3 (More common) Co-efficient of friction (μ) for different materials

| | | |
|------------------|----------------------------|---------------------|
| Steel on Steel | Static friction (dry) | $\mu = 0.12 - 0.6$ |
| | Sliding friction (dry) | $\mu = 0.08 - 0.5$ |
| | Static friction (greased) | $\mu = 0.12 - 0.35$ |
| | Sliding friction (greased) | $\mu = 0.04 - 0.25$ |
| Wood on Steel | Static friction (dry) | $\mu = 0.45 - 0.75$ |
| | Sliding friction (dry) | $\mu = 0.30 - 0.60$ |
| Wood on Wood | Static friction (dry) | $\mu = 0.40 - 0.75$ |
| | Sliding friction (dry) | $\mu = 0.30 - 0.50$ |
| Polymer on Wood | Static friction (dry) | $\mu = 0.25 - 0.45$ |
| | Sliding friction (dry) | $\mu = 0.25$ |
| Steel on Polymer | Static friction (dry) | $\mu = 0.40 - 0.45$ |
| | Sliding friction (greased) | $\mu = 0.18 - 0.35$ |

8 Common conversion factors and constants

8.1 Power [kW]

Hp $\times 0.746$ Kilowatt (kW)

PS $\times 0.7355$ Kilowatt (kW)

kp m/s $\times 0.0981$ Kilowatt (kW)

kcal/s $\times 4.1868$ Kilowatt (kW)

8.2 Torque (Moment) [Nm]

kgf-m $\times 9.81$ Newton-metre (Nm)

lbf-in $\times 0.1129$ Newton-metre (Nm)

lbf-ft $\times 1.36$ Newton-metre (Nm)

8.3 Force [N]

| | |
|-----------------|------------|
| Kgf × 9.81 | Newton (N) |
| lbf × 4.45 | Newton (N) |
| Kp × 9.81 | Newton (N) |
| (Kp = kilopond) | |

8.4 Pressure and stress (MN/m² or N/mm²)

| | |
|--|---|
| pascal (Pa) | 10 ² N/m ² |
| lb/in ² × 6.895 × 10 ³ | newton/metre ² (N/m ²) |

8.5 Velocity [m/s]

| | |
|--------------------------------|-----------------------------|
| 1 m/s | 196.86 feet / minute |
| fpm × 5.0797 × 10 ³ | metres/second (m/s) |
| miles an hour (mph) | 0.447 metres / second (m/s) |

8.6 Capacity flow

| | |
|----------------------|--|
| 1 litre / sec | 0.5886 × 10 ³ ft ³ / min |
| 1 m ³ / s | 35.3147 ft ³ /s (cusec) |

8.7 Density

| | |
|---------------------------|--|
| pound / inch ³ | 27.68 gram / centimeter |
| | 2.768 × 10 ⁴ kilogramme/metre ³ |
| | (kg/m ³) |
| ton/yard ³ | 693.6 kilogramme/metre ³ (kg/m ³) |

8.8 Mass

| | |
|-------------|-------------------------|
| pound (lb) | 0.4536 kilogramme (kg) |
| kilogramme | 2.205 pounds (lb) |
| stone | 6.35 kilogramme (kg) |
| ounce (oz) | 0.02835 kilogramme (kg) |
| Ton (short) | 0.9072 tonne (metric) |

8.9 Energy

| | |
|----------------------------|---|
| BTU (British Thermal Unit) | 1 055 Joule (J) |
| | 1 055 newton-metre (Nm) |
| | 0.252 kilocalorie |
| | 0.02931 × 10 ³ kilowatt-hour |
| | (kWh) |
| | 0.393 × 10 ³ horsepower-hour |

SKF Lubrication Systems

SKF can recommend the right oil projection system for specific application needs.

SKF ChainLube, air assisted oil projection system

Is best suited to lubricate chains where no pitch detection is possible due to fast movement of chain or when pitch is too small (less than 50 mm). Regulated carrier air flow is used to project small amount of lubricant, having viscosity up to 400 cSt with virtually no mist formation around the projection nozzles.

SKF ChainLube, airless oil projection system

Suitable for accurate lubrication of chains pitch-by-pitch without the need to connect to a compressed air supply. Suitable for lubrication of chains with medium pitch (50 to 300 mm), where speed is below 2 pitches/second.



Modular and flexible system to project wide range of viscosity lubricants to several lubrication points (commonly up to 12).



A compact unit with integrated automation, pumping systems and reservoir makes installation simple and user friendly. It serves up to 8 lubrication points.



SKF ChainLube oil projection systems can be set up with SKF food grade chain lubricant for low temperature and humid environment or other type of lubricant used on site.

Reduced maintenance

SKF Maintenance and Power Transmission products together help you mount, lubricate, align and maintain your application more efficiently.

Chain drives

By using high quality steel and paying careful attention to the smallest details in the manufacturing process, SKF chains are built for endurance. Specialized chains, such as the Dacrotized chain, can run longer, even in the most corrosive environments.

Pinpoint accurate shaft alignment simply achieved

The SKF shaft alignment tools, TKSA series, offer you simplicity with a high degree of accuracy.

Measuring, aligning and documenting.

These highly innovative tools feature a three-step process for correct alignment. First, measure the machinery's current alignment status. Then, align the machine vertically and horizontally. Finally, document and keep track of the alignment activities.

Features

- Easy-to-use, three-step process: measure-align-document
- Compact, lightweight design
- Spirit levels allow easy and fast positioning of the measuring units
- Measurements in millimeters or inches facilitate worldwide use
- Supplied in sturdy, lightweight carrying cases for portability

Extend your chain life with SKF oils

SKF Chain oils come in convenient sizes to suit the needs of most chain applications in industrial environments.

The chain oils – medium temperature, high temperature and food compatible (NSF H1) – are available in SKF SYSTEM 24 single point automatic lubricators and 5 liter (1,32 gallon) cans.





© SKF is a registered trademark of the SKF Group.
Kevlar is a registered trademark of DuPont.
Dacromet is a registered trademark of Metal Coatings International Inc. Corporation.

© SKF Group 2021
The contents of this publication are the copyright of the publisher and may not be reproduced (even extracts) unless prior written permission is granted. Every care has been taken to ensure the accuracy of the information contained in this publication but no liability can be accepted for any loss or damage whether direct, indirect or consequential arising out of the use of the information contained herein.

PUB PT/P1 13747/2 EN · July 2021

Certain image(s) used under license from Shutterstock.com